

ANNUAL LISTING OF FEDERALLY OBLIGATED PROJECTS

FEDERAL FISCAL YEAR 2014
(OCTOBER 1, 2013 – SEPTEMBER 30, 2014)



Metropolitan
Transportation
Commission

COVER PROJECT PHOTOS: [CLOCKWISE FROM TOP] SANTA CLARA COUNTY – VTA: PREVENTIVE MAINTENANCE (PHOTO: VTA); REGIONAL – HIGHWAY CONSTRUCTION AND REHAB PROJECTS; ALAMEDA COUNTY – BART TO WARM SPRINGS – BERRYESSA STATION (RENDERING); REGIONAL – FREEWAY SERVICE PATROL/CALL BOX PROGRAM; ALAMEDA COUNTY – LAKE MERRITT CHANNEL BRIDGE REPLACEMENT (RENDERING), EXISTING LAKE MERRITT CHANNEL BRIDGE (INSET).



**METROPOLITAN
TRANSPORTATION
COMMISSION**

Joseph P. Bort MetroCenter
101 Eighth Street
Oakland, CA 94607-4700
TEL 510.817.5700
TTY/TDD 510.817.5769
FAX 510.817.5848
EMAIL info@mtc.ca.gov
WEB www.mtc.ca.gov

Amy Rein Worth, Chair
Cities of Contra Costa County

Dave Cortese, Vice Chair
Santa Clara County

Alicia C. Aguirre
Cities of San Mateo County

Tom Azumbado
U.S. Department of Housing
and Urban Development

Jason Baker
Cities of Santa Clara County

Tom Bates
Cities of Alameda County

David Campos
City and County of San Francisco

Dorene M. Giacopini
U.S. Department of Transportation

Federal D. Glover
Contra Costa County

Scott Haggerty
Alameda County

Anne W. Halsted
San Francisco Bay Conservation
and Development Commission

Steve Kinsey
Marin County and Cities

Sam Liccardo
San Jose Mayor's Appointee

Mark Luce
Napa County and Cities

Jake Mackenzie
Sonoma County and Cities

Julie Pierce
Association of Bay Area Governments

Bijan Sartipi
California State
Transportation Agency

James P. Sperring
Solano County and Cities

Adrienne J. Tissier
San Mateo County

Vacant
Oakland Mayor's Appointee

Scott Wiener
San Francisco Mayor's Appointee

Steve Heminger
Executive Director

Alix Bockelman
Deputy Executive Director, Policy

Andrew B. Fremier
Deputy Executive Director, Operations

December 31, 2014

TO: Federal Highway Administration, Federal Transit Administration, Interested Agencies, Organizations and Individuals

RE: Annual Listing of Federally Obligated Projects for Federal Fiscal Year 2013-14

The Moving Ahead for Progress in the 21st Century Act (MAP-21) requires the Metropolitan Transportation Commission to publish a listing of projects using federal funds obligated in the previous federal fiscal year (the "Annual Listing"). The Annual Listing provides a record of project delivery and promotes awareness of government spending on transportation projects.

The Annual Listing includes text explaining the different obligation groups, as well as summary listings by categories such as mode, system, and fund source. Additionally, the Annual Listing includes commonly used abbreviations and acronyms to help the public better understand the federal obligation process.

MAP-21 also encourages cooperation among the state transportation agency (Caltrans), public transit operators, and MTC to develop this Annual Listing. As a part of our development process, MTC distributed the draft Annual Listing to the Bay Area Partnership Working Groups and stakeholders for comment. The information comes from data compiled by Caltrans and MTC. For the last federal fiscal year (2013-14), the region obligated approximately \$1.70 billion in federal transportation funds.

The Annual Listing has two sublistings: road and highway projects, and transit projects. Information for the road and highway project listing includes obligation of fund sources such as Surface Transportation Program (STP), Congestion Mitigation and Air Quality Improvement (CMAQ), and miscellaneous Earmarks. The source of this information is Caltrans and MTC. The second table, for transit, includes obligation of fund sources such as Federal Transit Administration Sections 5307, 5337 and 5309, and the source is MTC.

The enclosed document is available through the Internet at the MTC home page:

<http://www.mtc.ca.gov/funding/delivery/>

Annual Listing of Federally Obligated Projects, FFY 2013-14
December 31, 2014
Page 2

If you have any questions regarding the Annual Listing, please contact Kenneth Kao of MTC's Programming and Allocations Section by phone at (510) 817-5768 or by e-mail at: kkao@mtc.ca.gov.

Thank you for your interest in the Annual Listing of Federally Obligated Projects.

Sincerely,



Anne Richman
Director, Programming and Allocations

AR:ma

J:\PROJECT\Funding\T4-MAP21\MAP21 - Annual Reporting\FY 2013-14 Annual Listing\Final FFY13-14 Listing\Annual Listing_Public Release Letter_FFY13-14.docx

Attachment: FFY2013-14 Annual Listing of Federally Obligated Projects

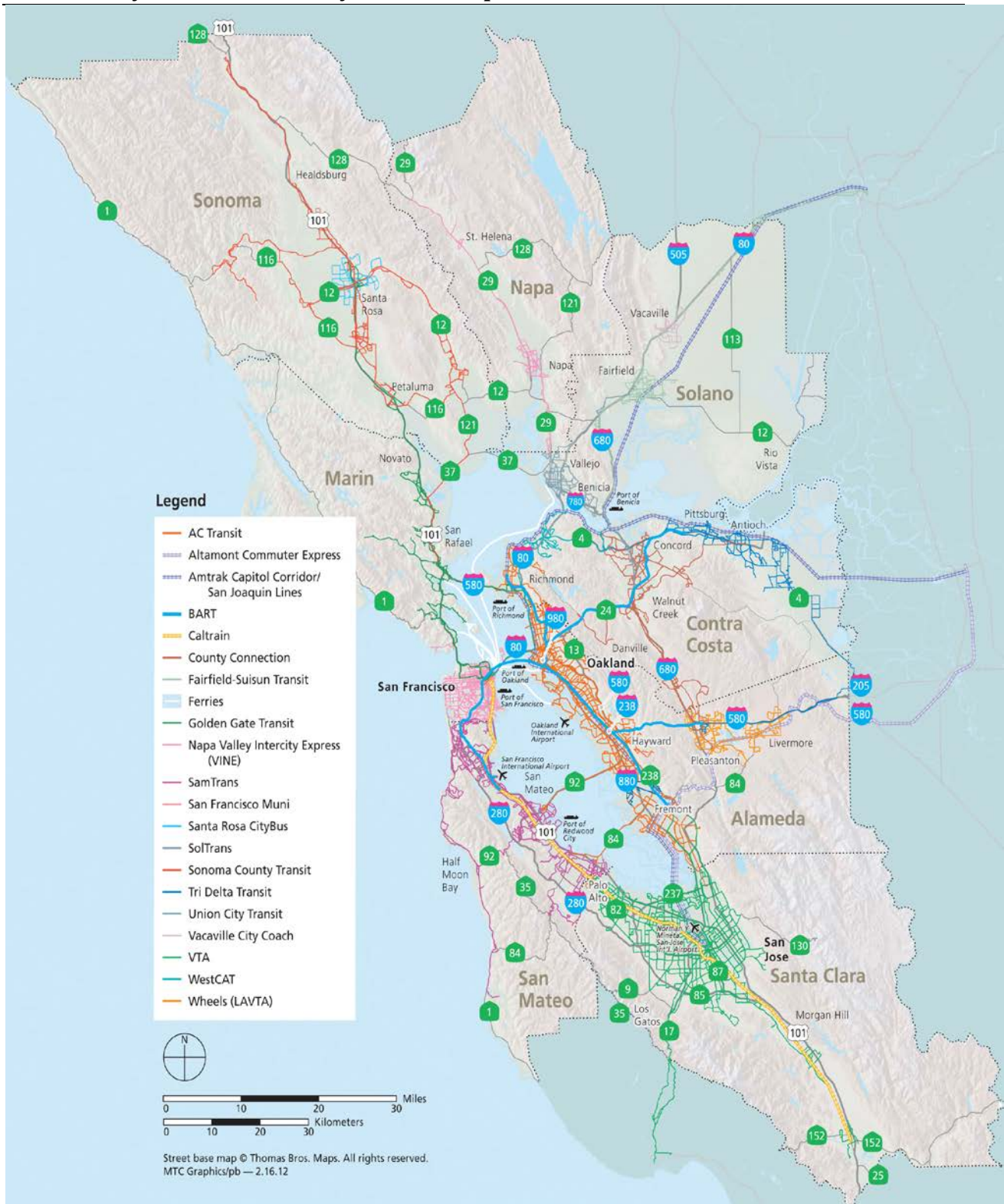
Annual Listing of Federally Obligated Projects FFY 2013-14

**Federal Fiscal Year 2014
(October 1, 2013– September 30, 2014)**



**METROPOLITAN
TRANSPORTATION
COMMISSION**

Nine-County San Francisco Bay Area Transportation Network



About this Document

Federal Law, under the Moving Ahead for Progress in the 21st Century Act (MAP-21), requires the Metropolitan Transportation Commission, as the Metropolitan Planning Organization (MPO) for the nine-county San Francisco Bay Area, to publish a listing of projects using federal funds obligated in the previous federal fiscal year (FFY). The annual listing provides a record of project delivery for the previous year. The listing is also intended to increase the awareness of government spending on transportation projects to the public. Obligation of federal funds means that a project has received federal commitment for reimbursement, and does not necessarily mean that the project was initiated or completed in that year nor does it indicate the total cost of that project.

This document is available for download on the MTC website at <http://www.mtc.ca.gov>, under the “Funding” tab and “Project Delivery” sub-bullet.

About the Metropolitan Transportation Commission

Created by the state Legislature in 1970 (California Government Code § 66500 *et seq.*), the Metropolitan Transportation Commission (MTC) is the transportation planning, coordinating and financing agency for the nine-county San Francisco Bay Area. The Commission’s work is guided by a 21-member policy board.

Over the years, state and federal laws have given MTC an increasingly important role in financing Bay Area transportation improvements. At the federal level, the 1991 Intermodal Surface Transportation Efficiency Act (ISTEA) and its most recent successor, MAP-21, empowers Metropolitan Planning Organizations (MPOs) like MTC to determine the mix of transportation projects best suited to meet their region's needs. Congress reaffirmed MPOs’ role in transportation financing in 2012 with the passage of the MAP-21.

Moving Ahead for Progress in the 21st Century (MAP-21)

On June 29, 2012, Congress passed H.R. 4348 (Mica), *Moving Ahead for Progress in the 21st Century Act* (MAP-21), the first long-term federal highway/transit authorization bill enacted since 2005. Signed by President Obama the following week, Public Law 112-141 authorizes \$105 billion for federal highway and transit programs through FFY 2014. The bill consolidates almost 100 separate funding programs and eliminates earmarks. As a result, a larger share of MAP-21 funding is distributed by formula: 93 percent compared to 83 percent under SAFETEA. Overall, California is estimated to receive approximately \$3.5 billion and \$3.6 billion in FFY 2013 and FFY 2014, respectively, in comparison to \$3.4 billion in FFY 2011.

Regional Transportation Plan: Plan Bay Area

As the agency responsible for transportation planning in the nine-county San Francisco Bay Area, MTC is responsible for adopting the Bay Area’s regional transportation plan. The current plan, known as *Plan Bay Area*, was adopted by the Commission on July 18, 2013. The plan was developed after a three-phase planning process over some 30 months with extensive public involvement.

The plan specifies a detailed set of investments and strategies throughout the region from 2013 through 2040 to maintain, manage and improve the region's surface transportation network. Updated every four years to reflect new planning priorities and changing projections of growth and travel demand, the long-range plan must be based on a realistic forecast of future revenues. Taken as a whole, the projects included must help improve regional air quality. *Plan Bay Area* can be found at the MTC website at http://www.mtc.ca.gov/planning/plan_bay_area/.

For context, the region relies on various fund sources – among them federal funds – to achieve the set of investments in the plan. Over the 28-year period of the plan, federal funds represent approximately 11% of the revenues for Bay Area surface transportation investments. As a reminder, this obligation report is limited to federal funds and does not include all revenues expended on transportation in a given year.

Only projects consistent with the Regional Transportation Plan's financially-constrained list may be placed in the Transportation Improvement Program (TIP) for federal funding.

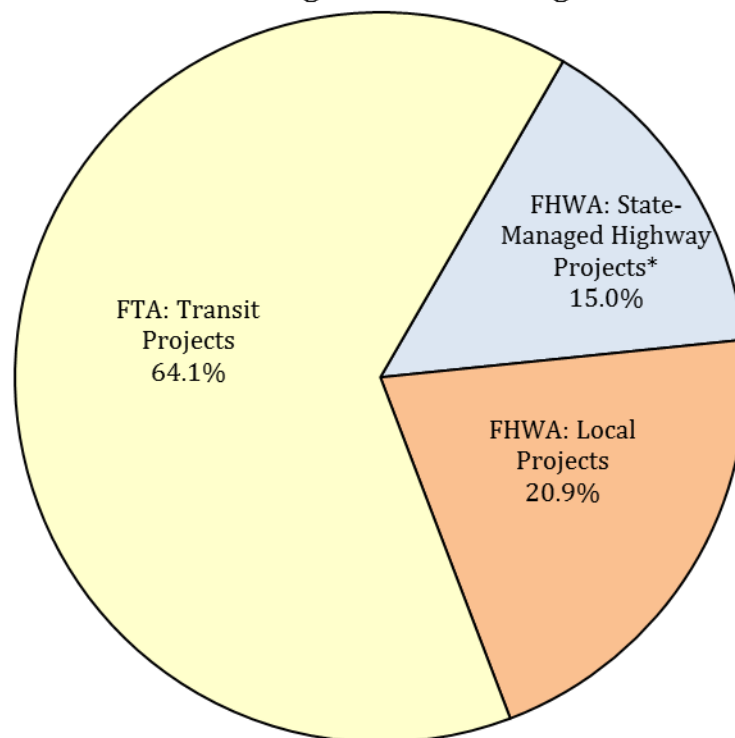
Transportation Improvement Program

The federally-required TIP is a comprehensive listing of all Bay Area transportation projects that receive federal funds, are regionally significant, or are subject to a federally-required action such as a review for impacts on air quality. The TIP sets forth the region's investment priorities for transit and transit-related improvements, highways and roadways, bicycle and pedestrian, and other surface transportation improvements in the nine-county San Francisco Bay Area. By law, the TIP must be adopted at least once every four years and must cover at least a four-year period and contain a priority list of projects grouped by year. Further, the TIP must be financially constrained by year (meaning that the amount of dollars programmed must not exceed the amount of dollars estimated to be available). Federal regulations also require an opportunity for public comment prior to TIP approval. The 2013 TIP, which covered federal fiscal year 2013-14, was approved by the Federal Highway Administration and Federal Transit Administration on August 12, 2013.

In order for a project to receive a federal obligation, the project's funds must be included in the region's or the state's TIP. MTC's TIP for the San Francisco Bay Area can be found online at: <http://www.mtc.ca.gov/funding/tip/>.

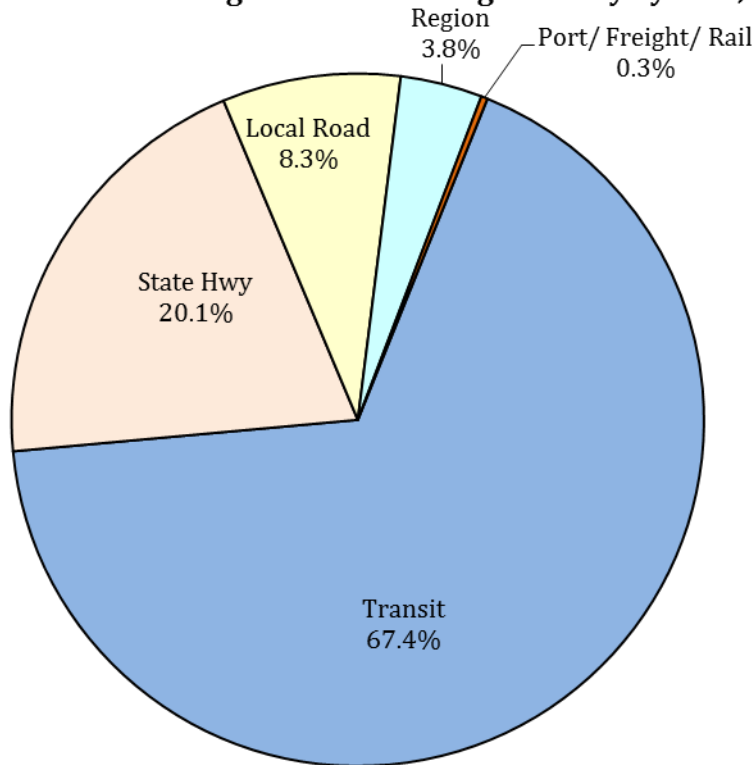
Annual Obligated Project Listing Summary

This annual listing shows that approximately \$1.70 billion of federal funds were obligated in the MTC region. Of this amount, \$611 million was obligated by the Federal Highway Administration (FHWA) for highway, local road, bicycle and pedestrian facilities, transportation enhancement, and air quality projects. Of this \$611 million, the California State Department of Transportation (Caltrans) obligated \$256 million for state highway related projects. Local agencies obligated another \$355 million for local projects on and off the state highway system. A total of \$1.09 billion was obligated by the Federal Transit Administration (FTA) for transit projects. Chart A-1 illustrates the breakdown of obligations by obligating agency.

A-1: MTC Region Federal Obligations, FFY 2013-14

| Obligating Agency | Total Obligations | Percent of Total |
|---|------------------------|------------------|
| Federal Transit Administration: Transit Projects | \$1,092 million | 64.1% |
| Federal Highways Administration: State-Managed Highway Projects* | \$256 million | 15.0% |
| Federal Highways Administration: Local Projects | \$355 million | 20.9% |
| Total | \$1,703 million | 100.0% |

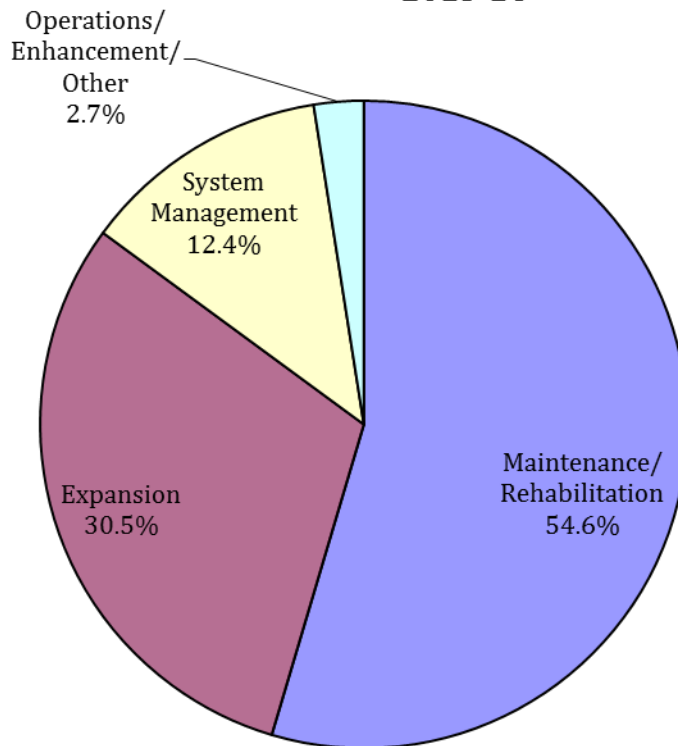
* This amount does not include statewide obligations for which a regional breakdown of funding is not available.

A-2: MTC-Region Federal Obligations by System, FFY 2013-14

| System | Total Obligations | Percent of Total |
|--------------------|------------------------|------------------|
| Transit | \$1,147 million | 67.4% |
| State Highway | \$342 million | 20.1% |
| Local Road | \$142 million | 8.3% |
| Region | \$65 million | 3.8% |
| Freight/ Rail | \$5 million | 0.3% |
| Public Land/ Trail | \$2 million | 0.1% |
| Total | \$1,703 million | 100.0% |

Chart A-2 above shows all federal obligations in the MTC region, broken down by system. The largest system receiving federal obligations in FFY 2013-14 was transit, making up 67.4% of all obligations, including funding transferred from FHWA to FTA, or about \$1.2 billion of the \$1.70 billion. State highway projects received the second largest amount of obligations, at 20.1% or \$342.1 million. Local road projects received 8.3% of all obligations with \$141.6 million. Regional projects received \$65.1 million in obligations, and Freight/ Rail and Public Land/ Trail projects received a combined total of \$7.3 million of all obligations.

**A-3: MTC-Region Federal Obligations by Purpose and System, FFY
2013-14**



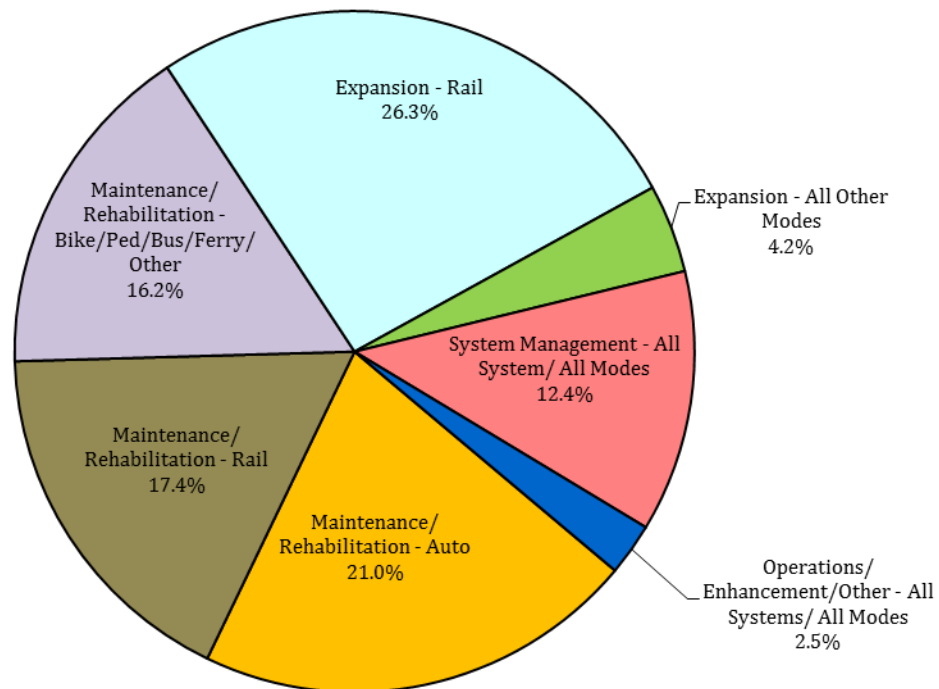
| Purpose/System | Total Obligations | Percent of Total |
|--|--------------------------|-------------------------|
| Maintenance/Rehabilitation | \$929.8 million | 54.6% |
| Transit | \$572.7 million | 61.6% |
| State Highway | \$285.8 million | 30.7% |
| Local Road | \$72.2 million | 7.7% |
| Public Land/ Trail | \$0.3 million | 0.0% |
| Freight/ Rail | (\$1.3 million) | -0.1% |
| Expansion | \$519.3 million | 30.5% |
| Transit | \$462.3 million | 89.0% |
| State Highway | \$27.6 million | 5.3% |
| Local Road | \$19.5 million | 3.7% |
| Freight/ Rail | \$6.3 million | 0.4% |
| Public Land/ Trail | \$1.9 million | 0.1% |
| Region | \$1.7 million | 0.1% |
| System Management | \$211.7 million | 12.4% |
| Transit | \$72.7 million | 34.3% |
| Local Road | \$63.0 million | 29.7% |
| State Highway | \$45.8 million | 21.6% |
| Region | \$30.3 million | 14.3% |
| Operations/ Enhancements/ Other | \$42.3 million | 2.5% |
| Total | \$1,703 million | 100% |

Chart A-3 above illustrates all obligations in the MTC region, broken down by purpose and system. The investments include 54.6% for ongoing maintenance and rehabilitation of the region's transportation infrastructure, 30.5% to expand our highways, transit, and local roads, 12.4% to manage the system more efficiently, and 2.5% for operating, enhancements, and other investments.

In FFY 2013-14, transit maintenance received the largest amount of federal obligations, making up 33.6% of all obligations, or about \$572.7 million. Transit expansion obligated the second highest amount of federal funds, with 27.1% or \$462.3 million. State Highway maintenance obligated the third highest amount of federal funds, with 16.8% or \$285.8 million of federal funds.

Chart A-4 below illustrates all obligations in the MTC region, broken down by purpose and mode. The modes being tracked are Auto, Bike/Ped, Rail, Freight, Bus, Ferry, Planning and Other. In FFY 2013-14, the purpose receiving the most obligations was Maintenance/Rehabilitation at 54.6% or \$929.8 million in obligations with 38.5% of those obligations being focused on Auto. The second highest obligations were applied to Expansion with 30.5% or \$519.3 million of all obligations with 86.3% of those obligations being focused on Rail.

A-4: MTC-Region Federal Obligations by Purpose and Mode, FFY 2013-14

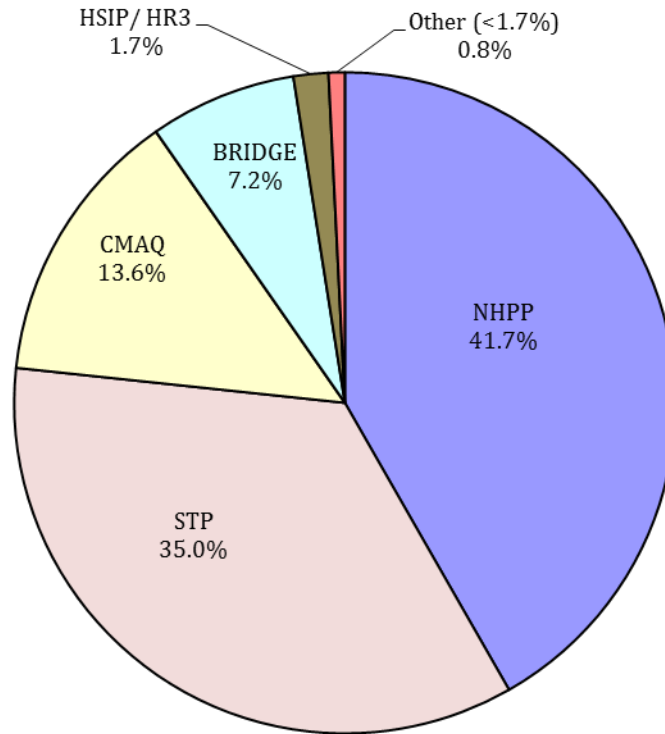


| Purpose/Mode | Total Obligations | Percent of Total |
|--|--------------------------|-------------------------|
| Maintenance/Rehabilitation | \$929.8 million | 54.6% |
| Auto | \$358.1 million | 38.5% |
| Rail | \$295.3 million | 31.8% |
| Bus/ Ferry | \$7.7 million | 29.7% |
| Bike/Ped | \$0.3 million | 0.0% |
| Expansion | \$519.3 million | 30.5% |
| Rail | \$447.9 million | 86.3% |
| Auto | \$33.2 million | 6.4% |
| Bike/Ped | \$26.9 million | 5.2% |
| Freight | \$6.3 million | 1.2% |
| Bus/ Ferry | \$5.0 million | 1.0% |
| System Management (All Modes) | \$211.7 million | 12.4% |
| Auto | \$76.1 million | 35.9% |
| Rail | \$62.9 million | 29.7% |
| Bike/ Ped | \$31.9 million | 15.1% |
| Planning/ Other | \$31.1 million | 14.7% |
| Bus/ Ferry | \$9.8 million | 4.6% |
| Operations/ Enhancements/ Other | \$42.3 million | 2.5% |
| | | |
| Total | \$1,703 million | 100% |

Obligated Project Table Charts

The charts on the following pages illustrate the breakdown of obligations by fund program based on data provided in Tables 1 and 2, respectively.

B-1: FHWA Locally and State-Managed Project Obligations, FFY 2013-14



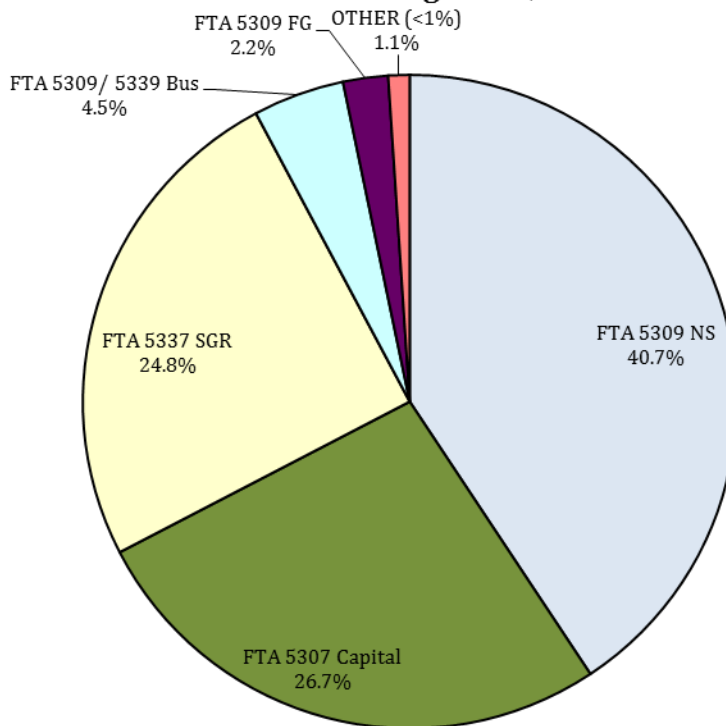
| Fund Program | Total Obligations | Percent of Total |
|--|--------------------------|-------------------------|
| National Highway Performance Program (NHPP) | \$255.0 million | 41.7% |
| Surface Transportation Program (STP) | \$213.6 million | 35.0% |
| Congestion Mitigation Air Quality Improvement (CMAQ) | \$83.3 million | 13.6% |
| Bridge Program | \$43.9 million | 7.2% |
| Highway Safety Improvement Program (HSIP/ HR3) | \$10.4 million | 1.7% |
| Other (<1.7%) (Misc Earmarks, SRTS, TCSP, HPP, RIP-TE/TAP) | \$4.8 million | 0.8% |
| Total | \$611.1 million | 100.0% |

Chart B-1 shows that the largest share of funding obligated by FHWA was National Highway Performance Program (NHPP) projects, which obligated 41.7% of federal funds or \$255.0 million. STP projects with total obligations of about \$213.6 million, or 35.0% were the second highest obligations. These funds obligated are mainly used for roadway and transit rehabilitation needs. CMAQ projects obligated about 13.6% or \$83.3 million. The region used CMAQ funds for a number of bicycle and pedestrian improvement and other significant air quality improvement projects. The Bridge Program (Bridge) accounted for \$43.9 million, or 7.2% of the total projects obligated. The High Risk Rural Roads

(HRRR/HR3) program merged with Highway Safety Improvement Program (HSIP) as a result of MAP-21 and made up 1.7% or \$10.4 million of obligated funds.

- The remaining obligations accounting for \$4.8 million or 0.8% are for projects classified under “Other (<1.7%)” funds, including programs such as:
 - Miscellaneous Earmarks (e.g., Non-motorized Transportation, Rail and Highway Crossing Hazard Elimination, Urban Mobility)
 - Transportation Enhancement (RIP-TE)
 - Transportation Alternative Program (TAP)
 - Public Land Highways (PLH)
 - Safe Routes to School (SRTS)
 - Transportation, Community, and System Preservation (TCSP)
 - Redistribution

B-2: FTA Transit Obligations, FFY 2013-14



| Fund Program | Total Obligations | Percent of Total |
|---|--------------------------|-------------------------|
| FTA Section 5309 New Starts (NS) | \$444.3 million | 40.7% |
| FTA Section 5307 Capital | \$291.5 million | 26.7% |
| FTA 5337 State of Good Repair (SGR) | \$271.1 million | 24.8% |
| FTA Section 5309/5339 Bus | \$49.4 million | 4.5% |
| FTA Section 5309 Fixed Guideway (FG) | \$24.3 million | 2.2% |
| Other (<1%) (FTA 5308 CF, FBD, FTA 5316 JARC) | \$11.5million | 1.1% |
| Total | \$1,092.1 million | 100.0% |

Chart B-2 shows the breakdown of FTA obligations in FFY 2013-14. The largest share of obligations was for FTA Section 5309 New Starts (NS) which account for 40.7% of FTA-obligated funds, or \$444.3 million. FTA section 5307 account for 26.7% of FTA-obligated funds, or about \$291.5 million. Section 5307 funds can be used for a variety of purposes, including bus purchases, maintenance, and facility improvements. FTA section 5337 State of Good Repair (SGR) account for \$271.1 million, or 24.8% of the FTA obligations. MAP-21 introduced the new formula-based FTA section 5337 SGR program which is dedicated to repairing and upgrading the nation's rail transit systems along with bus rapid transit (BRT). FTA section 5309/ 5339 Bus funds make up a combined total of 4.5% of FTA-obligated funds, or \$49.4 million. FTA 5309 Fixed Guideway (FG) funds accounted for \$24.3 million or 2.2% of transit funds obligated.

Additional obligations occurred in the following fund sources:

- Projects included in the "Other" funds include:
 - Job Access and Reverse Commute (JARC)
 - Ferry Boat Discretionary (FBD)
 - FTA Section 5308 Clean Fuel (CF)
 - FTA 5317 New Freedom (NF)

Annual Obligated Projects Listing Explanation

There are two tables included in the listing at the end of this report:

- Table 1: FHWA State and Locally-Managed Projects obligated, sorted by county, implementing agency, and primary mode. This list includes projects from fund sources such as Surface Transportation Program (STP), Congestion Mitigation Air Quality Improvement (CMAQ), and Federal High-Priority earmarks. Funds transferred to FTA are marked with a "+" after the fund source. State-managed projects include funds obligated by Caltrans for work on the state highway system, and include fund sources such as Emergency Relief (ER), Interstate Maintenance (IM), and National Highway System (NHS) funds.
- Table 2: FTA Transit obligations, sorted by transit operator and primary mode. This list includes all funds obligated directly through FTA.

The columns in the listing include:

- TIP ID, the identification code for the project in MTC's TIP. State-Managed projects do not have this field available, and are noted by a "N/A" or a Caltrans Expenditure Authorization (EA) ID in that field.
- Project Title and Description
- Fund Source, indicating the obligated fund source
- Federal Project ID, indicating the federal project identification code (for FTA obligations, this is the grant number)
- Total Obligation Amount, rounded to the nearest dollar. Negative numbers indicate a deobligation, where the federal funding commitment is no longer needed for the project. For additional information, please contact Caltrans or the project sponsor.
- Obligation Date, indicating the date FHWA (or FTA) obligated the funds
- 2014 Programmed Amount, the Federal amount programmed in FFY 2013-14 only. Please note that blank fields in this column indicate funds obligated were programmed in a year other than FFY 2013-14;
 - These amounts were current in the 2013 TIP as of December 2, 2014.
 - Please note that if there are multiple obligations for each TIP ID, the 2014 Programmed Amount will also be displayed multiple times.
 - Some projects may have been obligated in advance of the TIP program year through the Expedited Project Selection Process (EPSP), which is allowed under federal regulations.
- Future Funding (by TIP ID), the amount programmed in the current TIP, rounded to the nearest dollar;
 - These amounts were current in the 2013 TIP as of December 2, 2014.
 - Please note that if there are multiple obligations for each TIP ID, the future funding amount will also be displayed multiple times.

Caltrans may have additional information regarding the obligations they manage. Many of the funds Caltrans obligates for the State Highway System are programmed in the TIP and obligated at the beginning of the year as a lump sum.

Please note that due to the California Public Employees' Pension Reform Act (PEPRA), many transit agencies experienced delays in receiving awards for FFY 2012-13 submitted grants. As a result, there are higher than usual FTA transit obligations in the period of this Annual Listing, FFY 2013-14.

The Use of Toll Credits (TC)

Federal-aid highway projects typically require the project sponsors to provide a certain amount of non-federal funds as match to the federal funds. For example, STP funded projects require a minimum of 11.47% of non-federal match funds. Through the use of toll credits, the non-federal share match requirement can be met by applying an equal amount of toll credit and therefore allow a project to be funded with up to 100% federal funds for federally participating costs.

The amount of credit a state can earn is determined by the amount of toll revenue used for capital expenditures to build or improve public highway facilities. Once a credit amount is appropriately established, this credit will remain available until used by the state. The state is required to track the use of toll credit on a project-by-project basis and report such use to FHWA on a regular basis.

Caltrans has received approval from FHWA for the use of toll credits. At this point, toll credit can be used on all federal-aid highway funding programs, except Emergency Relief (ER) Program, Local Safety Programs, and Local On-System Highway Bridge Program (HBP) projects. The limit of toll credit use on Safety program projects and HBP projects on the state highway system is because all available funds are fully programmed.

Annual Obligation Listing Highlights

Below are the projects with the highest obligation amount in FFY 2013-14 for each of the attached tables.

Table 1: FHWA State and Locally-Managed Project Obligations, Top 10 Obligations Overall

| Agency | Project Title | Total |
|--|---|--------------|
| Caltrans | On I-880 in Oakland from South of 29 th Avenue to North of 23 rd Avenue, Improve On and Off Ramps (TC) | \$72,609,652 |
| Caltrans | US-101 Near East Palo Alto, at the Santa Clara County Line, Replace Bridge Structure at SF Creek Bridge (TC) | \$21,905,975 |
| Metropolitan Transportation Commission (MTC) | 511 Traveler Information | \$20,875,000 |
| Caltrans | On SR-29, in/near St. Helena from Mee Lane to 0.1 Mile South of Sulphur Creek Bridge, Left Turn Channelization and Pavement Rehabilitation (TC) | \$18,967,000 |
| Caltrans | In Solano County, from I-780 to I-80, Rehabilitate Pavement (TC) | \$18,921,000 |
| San Francisco County Transit Authority (SFCTA) | Yerba Buena Island (YBI) Ramp Improvements | \$18,500,000 |
| Solano Transportation Authority (STA) | In Fairfield at I-80 and SR-12, Construct a Two-Lane WB I-80/WB SR 12 (TC) | \$18,433,689 |
| Oakland | Lake Merritt Channel Bridge (Br.No.33C-0030), Replace Bridge (per Seismic Strategy) | \$17,696,838 |
| Caltrans | Near Marina Vista at Mococo Overhead Bridge and the S/B Mococo Off-Ramp, Rehabilitate Mococo Overhead Bridge/Replace S/B Mococo (TC) | \$17,182,722 |
| Caltrans | San Mateo Co Near Pacifica on Rt 1 South of Linda Mar Blvd, Construct Tunnels | \$16,282,082 |

Table 2: Federal Transit Administration Obligated Projects, Top 10 Obligations

| Operator | Project Description | Obligation Amount |
|---|---|--------------------------|
| Santa Clara Valley Transportation Authority (VTA) | BART - Warm Springs to Berryessa Extension | \$291,766,415 |
| San Francisco Municipal Transportation Agency (SFMTA) | SF Muni Third St LRT Phase 2 - Central Subway | \$150,000,000 |
| Bay Area Rapid Transit (BART) | BART Car Exchange (Preventive Maintenance) | \$146,168,151 |
| Santa Clara Valley Transportation Authority (VTA) | VTA: Preventive Maintenance | \$69,733,969 |
| Caltrain | Caltrain Positive Train Control System | \$27,433,269 |
| Bay Area Rapid Transit (BART) | BART Train Control Renovation | \$26,000,000 |
| Bay Area Rapid Transit (BART) | BART: Traction Power System Renovation | \$26,000,000 |
| Bay Area Rapid Transit (BART) | BART: Rail, Way and Structures Program | \$26,000,000 |
| San Mateo County Transit District (SamTrans) | Samtrans - Replace 62 1998 Gillig Buses | \$22,347,271 |
| Alameda Contra Costa Transit (AC Transit) | AC Transit: Procure (27) 60' Artic Hybrid Buses | \$22,303,145 |

Listing of Commonly Used Abbreviations

Below is a listing of commonly-used abbreviations in this document and their meanings.

| Abbreviation | Meaning |
|---------------------|--|
| ALA | Alameda |
| AC | Asphalt Concrete |
| AC | Advance Construction |
| AC Transit | Alameda-Contra Costa Transit District |
| ACCMA | Alameda County Congestion Management Agency |
| ACTC | Alameda County Transportation Commission |
| ADA | Americans with Disabilities Act |
| ARRA | American Recovery and Reinvestment Act |
| ATP | Active Transportation Program |
| BAAQMD | Bay Area Air Quality Management District |
| BART | Bay Area Rapid Transit District |
| BR | Bridge |
| BRT | Bus Rapid Transit |
| Caltrain/JPB | Caltrain / Peninsula Joint Powers Board |
| Caltrans | California Department of Transportation |
| CC | Contra Costa |
| CCAG | [San Mateo] Cities/County Associated Governments |
| CCCTA | Central Contra Costa Transit Authority |
| CCTA | Contra Costa Transportation Authority |
| CCTV | Closed-Circuit Television |
| CHP | California Highway Patrol |
| CMA | Congestion Management Agency |
| CMAQ | Congestion Mitigation Air Quality Improvement |
| CO | County |
| CON | Construction |
| DPW | Department of Public Works |
| E/B | Eastbound |
| E/O | East of |
| EA | Expenditure Authorization |
| EBRPD | East Bay Regional Parks District |
| ECCTA | Eastern Contra Costa Transit Authority |
| ENV | Environmental |
| ER | Emergency Relief (or Response) |
| Fed Disc | Federal Discretionary |
| FFY | Federal Fiscal Year |
| FHWA | Federal Highway Administration |
| FTA | Federal Transit Administration |
| FTA 5307 | Federal Transit Administration section 5307 |
| FTA 5309 FG | Federal Transit Administration section 5309 – Fixed Guideways |
| FTA Ear 5309 Bus | Federal Transit Administration section 5309 Earmark – Bus |
| FTA Ear 5309 NS | Federal Transit Administration section 5309 Earmark – New Starts |
| FTA 5308 CF | Federal Transit Administration section 5308 Clean Fuel |

| Abbreviation | Meaning |
|---------------------|---|
| FTA 5317 NF | Federal Transit Administration section 5317 New Freedom Federal Transit Administration section 5320 Transit in Parks |
| FTA 5320 TIPP | Program |
| FTA 5337 SGR | Federal Transit Administration section 5337 State of Good Repair |
| FTA 5339 Bus | Federal Transit Administration section 5339 Bus |
| FFY | Federal Fiscal Year |
| FY | Fiscal Year |
| GGBHTD | Golden Gate Bridge, Highway, and Transportation District |
| HBP | Highway Bridge Program |
| HE | Hazard Elimination |
| HOT | High Occupancy – Toll |
| HOV | High Occupancy Vehicle |
| HPP | High Priority Program |
| HRRR, HR3 | High Risk Rural Roads |
| HSIP | Highway Safety Improvement Program |
| I/C | Interchange |
| I/S | Intersection |
| IBRC | Innovative Bridge Research and Construction |
| IIP | Infrastructure Investment Program |
| IM | Interstate Maintenance |
| ISTEA | Intermodal Surface Transportation Efficiency Act |
| ITS | Intelligent Transportation Systems |
| JARC | Job Access and Reverse Commute |
| LAVTA | Livermore Amador Valley Transit Authority |
| LTAP | Local Technical Assistance Plan |
| MAP-21 | Moving Ahead for Progress in the 21st Century |
| MCTD | Marin County Transit District |
| MPO | Metropolitan Planning Organization |
| MTC | Metropolitan Transportation Commission |
| N/B | Northbound |
| N/O | North of |
| NCTPA | Napa County Transportation Planning Agency |
| NII | National Infrastructure Investment |
| NHS | National Highway System |
| NHPP | National Highway Performance Program |
| NWPRR | Northwestern Pacific Railroad |
| OA | Obligation Authority |
| OC, O/C | Overcrossing |
| PBA | <i>Plan Bay Area</i> |
| PCC | Portland Cement Concrete |
| PE | Preliminary Engineering |
| PEPRA | California Public Employees' Pension Reform Act |
| PLH | Public Land Highway |
| PM | Postmile |
| PNRS | Projects of National or Regional Significance |

| Abbreviation | Meaning |
|---------------------|--|
| PS&E | Plans, Specifications, and Estimates |
| PTAP | Pavement Technical Assistance Program |
| RBP | Regional Bicycle/Pedestrian |
| ROW, R/W, RW | Right of Way |
| RTP | Regional Transportation Plan |
| RTPA | Regional Transportation Planning Agency |
| S/B | Southbound |
| S/O | South of |
| SAFETEA | Safe, Accountable, Flexible, Efficient Transportation Equity Act |
| SamTrans | San Mateo County Transit District |
| SC, SCL | Santa Clara |
| SCTA | Sonoma County Transportation Authority |
| SF | San Francisco |
| SFMTA | San Francisco Municipal Transportation Agency |
| SFCTA | San Francisco County Transportation Authority |
| SHOPP | State Highway Operations and Protection Program |
| SM | San Mateo |
| SR | State Route |
| SRTS, SR2S | Safe Routes to Schools |
| STA | Solano Transportation Authority |
| STIP | State Transportation Improvement Program |
| STP | Surface Transportation Program |
| T-2035 | Transportation 2035 (MTC's RTP) |
| TAM | Transportation Authority of Marin |
| TAP | Transportation Alternative Program |
| TBJPB | Transbay Joint Powers Board |
| TC | Toll Credits |
| TCA | Transit Capital Assistance |
| TE | Transportation Enhancements |
| TEA | Transportation Enhancement Activities |
| TETAP | Traffic Engineering Technical Assistance Program |
| TIP | Transportation Improvement Program |
| TIGER | Transportation Investment Generating Economic Recovery |
| TMC | Traffic Management Center |
| TMP | Traffic Management Plan |
| TOS | Traffic Operations System |
| UA, UZA | Urbanized Area |
| UC, U/C | Undercrossing |
| VPP | Value Pricing Parking |
| VTA | Santa Clara Valley Transportation Authority |
| W/B | Westbound |
| W/O | West of |
| Westcat | Western Contra Costa Transit Authority |
| WETA | Water Emergency Transportation Authority |
| ZEB | Zero-Emissions Bus |

Further Information

For additional information regarding specific projects contained within this report, please contact the project sponsor.

For additional information about this report or federal programming and obligations in general, please visit our website at:

<http://www.mtc.ca.gov>

Or, you may contact the following staff persons at MTC's Programming and Allocations section:

| Name | Title | Phone | E-Mail |
|-----------------|-------------------|----------------|--|
| Marcella Aranda | Program Assistant | (510) 817-5814 | maranda@mtc.ca.gov |
| Kenneth Kao | Project Manager | (510) 817-5768 | kkao@mtc.ca.gov |
| Ross McKeown | Program Manager | (510) 817-5842 | rmckeown@mtc.ca.gov |
| Anne Richman | Section Director | (510) 817-5722 | arichman@mtc.ca.gov |

TABLE 1: FHWA LOCALLY AND STATE-MANAGED PROJECTS OBLIGATIONS, FFY 2013-14

| TIP ID/ EA | County | Agency | Project Name | Program | Federal Project ID | Obligation Amount | Obligation Date | FY14 Program Amt | Future Funding | Primary mode |
|------------|---------|----------------|---|---------|--------------------|-------------------|-----------------|------------------|----------------|--------------|
| ALA110025 | Alameda | Alameda (City) | OTIS DRIVE; WESTLINE DR TO WILLOW ST, AC PAVEMENT | STP | STPL-5014034 | (\$1,068) | 12/11/13 | | | AUTO |
| ALA130022 | Alameda | Alameda (City) | Alameda City Complete Streets | STP | STPL-5014041 | \$130,000 | 01/30/14 | \$130,000 | \$505,000 | AUTO |
| ALA110085 | Alameda | Alameda (City) | Shoreline Dr, Westline Dr and Broadway Bike Lanes | HSIP | HSIPL-5014037 | \$348,630 | 03/05/14 | \$348,630 | | BIKE/PED |
| ALA050017 | Alameda | AC Transit | Enhanced Bus - Telegraph/Intl/East 14th | CMAQ+ | FTACML-6002022 | \$2,155,405 | 06/04/14 | \$2,155,405 | | BUS |
| VAR110005 | Alameda | Alameda County | ON I-580 IN ASHLAND FROM 164TH AVE OFFRAMP TO 164TH AVE UNDERCROSSING, CONSTRUCT A SOLDIER PILE WALL AND REPAIR (TC) | NHPP | NHPI-5801063 | \$2,137,000 | 08/20/14 | | | AUTO |
| ALA110049 | Alameda | Alameda County | MULTIPLE LOCATIONS - SEE SCOMMENT FOR DETAILS, REPAIR / REPLACE DRAINAGE INLET | HSIP | HSIPL-5933097 | (\$426,600) | 10/24/13 | | | AUTO |
| ALA030002 | Alameda | Alameda County | Alameda: Vasco Road Safety Improvements | STP | HPLUL-5933102 | (\$1) | 10/18/13 | | \$235,000 | AUTO |
| ALA130018 | Alameda | Alameda County | Alameda Co-Variou Streets and Roads Preservation | STP | STPL-5933125 | \$100,000 | 04/09/14 | \$100,000 | | AUTO |
| ALA070040 | Alameda | Alameda County | HAMPTON RD BETWEEN MEEKLAND AVE. & MISSION BL, CONSTRUCT SIDEWALK,CURB,GUTTER | CMAQ | CML-5933092 | (\$45,355) | 11/22/13 | | | BIKE/PED |
| ALA050035 | Alameda | Alameda County | Cherryland/Ashland/CastroValley/Fairview SidwIkImp | HPP | TCSPL-5933121 | \$611,920 | 03/20/14 | \$102,330 | | BIKE/PED |
| ALA991077 | Alameda | Alameda County | E. 14th St/Mission Blvd Streetscape | HPP | HPLUL-5933126 | \$539,940 | 04/09/14 | \$548,000 | | BIKE/PED |
| ALA050035 | Alameda | Alameda County | Cherryland/Ashland/CastroValley/Fairview SidwIkImp | CMAQ | CML-5933127 | \$130,000 | 04/09/14 | \$130,000 | \$300,000 | BIKE/PED |
| N/A | Alameda | ACTC | SUNOL GRADE - ALAMEDA & SANTA CLARA CO. I-680 , CONSTRUCT SOUNDWALL | HPP | HP21L-6273032 | (\$145,718) | 03/26/14 | | | AUTO |
| ALA110033 | Alameda | ACTC | Alameda County Safe Routes to School | STP | STPCML-6480006 | \$1,000,000 | 10/24/13 | \$1,000,000 | | BIKE/PED |
| ALA110033 | Alameda | ACTC | Alameda County Safe Routes to School | CMAQ | STPCML-6480006 | \$4,673,065 | 10/24/13 | \$2,673,065 | | BIKE/PED |
| ALA110107 | Alameda | ACTC | ALA-Community-Based Transportation Plan Updates | STP | STPL-6480007 | \$475,000 | 10/29/13 | \$475,000 | | BUS |
| ALA110122 | Alameda | ACTC | ALAMEDA COUNTY- VARIOUS LOCATION, PLANNING ASSISTANCE PASS | STP | STPL-6480008 | \$3,905,000 | 09/04/14 | | | PLANNING |
| ALA110099 | Alameda | ACE | ACE Preventative Maintenance | STP+ | FTASTPL-6262014 | \$668,775 | 08/01/14 | \$668,775 | | RAIL |
| ALA130032 | Alameda | BART | BART Metro Priority Track Elements | CMAQ+ | FTACML-5094059 | \$40,000 | 03/21/13 | \$40,000 | | RAIL |
| ALA110056 | Alameda | BART | I-238 TO HAYWARD STATION, SR-92, INDUSTRIAL BLVD, ALAMEDA CREEK AND UPRR, SEISMIC RETROFIT OF BART STRUCTURES, FREMONT LINE | STP | STPLZ-6000044 | (\$293,517) | 06/24/14 | | | RAIL |
| ALA110055 | Alameda | BART | 18TH STREET IN OAKLAND TO ASHLAND AVENUE IN HAYWARD/FREMONT, SEISMIC RETROFIT-AERIAL STRUCTURES | STP | STPLZ-6000047 | (\$3,480,359) | 09/26/14 | | | RAIL |
| ALA110057 | Alameda | BART | IN WEST OAKLAND, SEISMIC RETROFIT OF BART FACILITIES | STP+ | STPLZ-6000049 | \$52,759 | 07/29/14 | | | RAIL |
| ALA110121 | Alameda | BART | BART Train Car Accident Repair Project | STP+ | FTACMSPL-6000056 | \$1,493,189 | 04/17/14 | | \$1,493,189 | RAIL |
| ALA130032 | Alameda | BART | BART Metro Priority Track Elements | STP+ | FTASTPL-6000059 | \$3,419,057 | 07/31/14 | \$1,539,000 | | RAIL |
| ALA090039 | Alameda | Berkeley | IN ALAMEDA COUNTY ON I-80 AT PM 5.5 , ACCESS IMPROVE @ BIKE & PED FAC. | STP | STPE-0801111 | (\$31,160) | 03/26/14 | | | BIKE/PED |
| ALA050059 | Alameda | Caltrans | RTE.13, LANDSCAPING | STP | STPL-6204063 | (\$216,018) | 10/18/13 | | | AUTO |
| ALA130029 | Alameda | Caltrans | Reconst I-880/SR92 Inter - Repl Planting & Irrigat | HPP | HPLUL-6204118 | \$1,259,859 | 07/11/14 | \$260,000 | | AUTO |
| ALA070041 | Alameda | Caltrans | ALAMEDA AND CONTRA COSTA COUNTIES, INTEGRATE FREEWAY AND ARTERIAL | CMAQ | CML-6273046 | (\$81,566) | 10/18/13 | | | AUTO |
| ALA110024 | Alameda | Dublin | CLARK AVE.-VILLAGE PKW TO MAPLE DR., SILVER GATE DR.-DUBLIN BLVD. TO SSN R. RD., PAVEMENT RESURFACE | STP | STPL-5432016 | (\$1,374) | 11/05/13 | | | AUTO |
| ALA090066 | Alameda | Dublin | ALAMO CANAL CREEK UNDERNEATH I-580, CONSTRUCT TRAIL | RIP-TE | RPSTPLE-5432014 | (\$1,611) | 12/11/13 | | | BIKE/PED |
| ALA110034 | Alameda | Dublin | GOLDEN GATE DRIVE, STREETSCAPE ENHANCEMENTS | CMAQ | CML-5432015 | (\$17,608) | 04/27/14 | | | BIKE/PED |
| ALA110101 | Alameda | Emeryville | SAN PABLO AVE (SR 123) BETWEEN 43RD & 47TH AVE., PEDESTRIAN WALKWAY | SRTS | SRTSL-5106008 | \$565,750 | 08/12/14 | \$561,000 | | BIKE/PED |

TABLE 1: FHWA LOCALLY AND STATE-MANAGED PROJECTS OBLIGATIONS, FFY 2013-14

| TIP ID/ EA | County | Agency | Project Name | Program | Federal Project ID | Obligation Amount | Obligation Date | FY14 Program Amt | Future Funding | Primary mode |
|------------|---------|-----------|--|---------|--------------------|-------------------|-----------------|------------------|----------------|--------------|
| ALA110088 | Alameda | Fremont | NILES BLVD.OVERHEAD(BART/UPRR),BR#33C0128, BRIDGE REPLACEMENT (TC) | BRIDGE | BRLZ-5322019 | \$10,061,200 | 09/26/14 | | | AUTO |
| N/A | Alameda | Fremont | AUTO MALL PKWY/UNION PACIFIC RR BR#33C0400, PREVENTIVE MAINTENANCE | BRIDGE | BPMP-5322038 | (\$2,614) | 10/18/13 | | | AUTO |
| N/A | Alameda | Fremont | ALVARADO BLVD OVER ALAMEDA CO.FLOOD CHANNEL, PREVENTIVE MAINTENANCE BR#33C0 | BRIDGE | BPMP-5322039 | (\$11,785) | 10/18/13 | | | AUTO |
| ALA110082 | Alameda | Fremont | INTERSECTION OF FREMONT BLVD. AND ALDER AVE., INTERSECTION IMPROVMENT | HSIP | HSIPL-5322048 | \$348,700 | 05/19/14 | \$348,700 | | AUTO |
| ALA110083 | Alameda | Fremont | INTERSECTION OF FREMONT BLVD. AND EGGERS DRIVE, INTERSECTION IMPROVMENTS | HSIP | HSIPL-5322049 | \$275,700 | 08/28/14 | | | AUTO |
| ALA130025 | Alameda | Fremont | Fremont City Center Multi-Modal Improvements | STP | STPL-5322053 | \$86,291 | 09/26/14 | \$4,480,994 | \$1,374,006 | AUTO |
| ALA130025 | Alameda | Fremont | Fremont City Center Multi-Modal Improvements | STP | STPL-5322053 | \$4,480,994 | 03/21/14 | \$4,480,994 | \$1,374,006 | AUTO |
| ALA130020 | Alameda | Fremont | Fremont Various Streets and Roads Preservation | STP | STPL-5322054 | \$2,105,000 | 04/16/14 | \$2,105,000 | | AUTO |
| ALA110108 | Alameda | Hayward | WEST "A" STREET: HATHAWAY AVE TO S GARDEN AVE, CONSTRUCT MEDIANS, INSTALL FLASHING BEACONS | HSIP | HSIPL-5050040 | \$161,000 | 09/11/14 | | | AUTO |
| ALA130013 | Alameda | Hayward | Hayward - Industrial Boulevard Preservation | STP | STPL-5050041 | \$70,000 | 01/23/14 | \$70,000 | \$1,265,000 | AUTO |
| ALA130010 | Alameda | Livermore | Livermore Various Streets Preservation | STP | STPL-5053027 | \$1,053,000 | 03/04/14 | \$1,053,000 | | AUTO |
| ALA110015 | Alameda | Livermore | LIVERMORE DOWNTOWN, LIGHTING RETROFIT | CMAQ | CML-5053024 | (\$19,724) | 04/14/14 | | | OTHER |
| SF-050043 | Alameda | MTC | SAN FRANCISCO BAY AREA, EXPANSION OF CITY CAR SHARE SERVICES | HPP | HPLUL-6084166 | (\$2) | 04/08/14 | | | AUTO |
| REG050021 | Alameda | MTC-SAFE | SAN FRANCISCO BAY AREA, FREEWAY SERVICE PATROL (FSP) | CMAQ | CML-6160014 | (\$1) | 12/20/13 | | | AUTO |
| MTC030003 | Alameda | MTC | SAN FRANCISCO BAY AREA_FY07/08, FWY OPERATION/TOS PLANNING STU | CMAQ | CML-6084126 | (\$2,218) | 12/20/13 | | | AUTO |
| REG050015 | Alameda | MTC | SAN FRANCISCO BAY AREA, TETAP SIGNAL TIMING PROGRAM | CMAQ | CML-6084132 | (\$20) | 12/17/13 | | | AUTO |
| MTC030003 | Alameda | MTC | SAN FRANCISCO BAY AREA FY 07/08, FWY OPERATION/ TOS PLANNING ST | CMAQ | CML-6084141 | (\$250) | 10/18/13 | | | AUTO |
| MTC030003 | Alameda | MTC | SAN FRANCISCO BAY AREA, RAMP METER INSTALLATION | CMAQ | CMLN-6084147 | \$56,609 | 07/03/14 | | | AUTO |
| REG090042 | Alameda | MTC | NINE COUNTY SAN FRANCISCO BAY AREA, 511 TRAVELER INFORMATION | STP | STPCML-6084176 | \$20,875,000 | 09/03/14 | | | AUTO |
| REG110014 | Alameda | MTC | SAN FRANCISCO BAY AREA, STATION AREA PLANNING GRANT PR | STP | STPL-6084146 | \$359,890 | 07/22/14 | | | BUS |
| REG090065 | Alameda | MTC | SAN FRANCISCO BAY AREA, CLIMATE INITIATIVES PROGRAM PUBLIC EDUCATION | CMAQ | CML-6084164 | (\$3,000,000) | 07/28/14 | | | PLANNING |
| REG090040 | Alameda | MTC | SAN FRANCISCO BAY AREA, STATION AREA PLANNING PRO.& IMPL. REGIONAL PLAN | STP | STPL-6084170 | (\$359,891) | 06/26/14 | | | PLANNING |
| REG110037 | Alameda | MTC | SAN FRANCISCO BAY AREA, REGIONAL PLANNING-PDA IMPLEMENTATION | STP | STPL-6084186 | \$8,000,000 | 01/09/14 | \$8,000,000 | | PLANNING |
| REG110037 | Alameda | MTC | SAN FRANCISCO BAY AREA, REGIONAL PLANNING-PDA IMPLEMENTATION (TC) | STP | STPL-6084187 | \$2,000,000 | 07/17/14 | \$2,000,000 | | PLANNING |
| REG090045 | Alameda | MTC | SAN FRANCISCO BAY AREA, CLIPPER FARE COLLECTION SYSTEM PHASE 3 (TC) | CMAQ | CML-6084190 | \$10,691,476 | 07/11/14 | \$8,000,000 | | RAIL |
| ALA110074 | Alameda | Oakland | VARIOUS LOCATIONS (SEE STATE COMMENTS), SEISMIC RETROFIT | BRIDGE | STPLZ-5012025 | (\$547,182) | 11/08/13 | | | AUTO |
| ALA110060 | Alameda | Oakland | LAKE MERRITT CHANNEL BRIDGE (BR.NO.33C-0030), REPLACE BRIDGE (PER SEISMIC STRATEGY) | BRIDGE | STPLZ-5012037 | \$17,696,838 | 04/02/14 | | | AUTO |
| ALA110068 | Alameda | Oakland | COLISEUM WAY BRIDGE OVER DAMON SLOUGH, BRIDGE NO. 33C0253, BRIDGE SEISMIC RETROFIT | BRIDGE | STPLZ-5012094 | \$822,379 | 07/02/14 | | | AUTO |
| VAR991007 | Alameda | Oakland | WEST GRAND AVE VIADUCT, BRIDGE 33C0393, BRIDGE PREVENTIVE MAINTENANCE | BRIDGE | BPMP-5012108 | (\$356,948) | 03/04/14 | | | AUTO |
| VAR991007 | Alameda | Oakland | HEGENBERGER RD OVER UPRR, BRIDGE # 33C0165, BRIDGE PREVENTIVE MAINTENANCE | BRIDGE | BPMP-5012109 | (\$64,782) | 02/25/14 | | | AUTO |
| VAR991007 | Alameda | Oakland | EAST 8TH STREET/LAKE MERRITT DRAIN, BRIDGE 33C0149, BRIDGE PREVENTIVE MAINTENANCE | BRIDGE | BPMP-5012111 | (\$73,003) | 03/07/14 | | | AUTO |
| VAR991007 | Alameda | Oakland | OAKPORT STREET OVER TIDAL CHANNEL, BRIDGE 33C0031, BRIDGE PREVENTIVE MAINTENANCE | BRIDGE | BPMP-5012112 | (\$34,328) | 03/04/14 | | | AUTO |
| ALA110076 | Alameda | Oakland | HEGENBERGER ROAD @ EDES AVE, BALDWIN ST, HAMILTON ST, 73RD AVE, UPGRADE TRAFFIC SIGNALS & INSTALL FLASHING BEACONS | HSIP | HSIPL-5012113 | \$506,483 | 02/28/14 | \$737,912 | | AUTO |

TABLE 1: FHWA LOCALLY AND STATE-MANAGED PROJECTS OBLIGATIONS, FFY 2013-14

| TIP ID/ EA | County | Agency | Project Name | Program | Federal Project ID | Obligation Amount | Obligation Date | FY14 Program Amt | Future Funding | Primary mode |
|------------|---------|---------------|---|---------|--------------------|-------------------|-----------------|------------------|----------------|--------------|
| ALA110077 | Alameda | Oakland | BANCROFT AVE. / 94TH AVE., INSTALL TRAFFIC SIGNALS, CONSTRUCT CURB RAMPS | HSIP | HSIPL-5012114 | \$398,475 | 03/06/14 | \$398,475 | | AUTO |
| ALA110078 | Alameda | Oakland | SAN PABLO @ WEST GRAND AVE. AND @ WEST STREET, UPGRADE SIGNALS/MODIFY INTERSECTIONS | HSIP | HSIPL-5012115 | \$344,520 | 04/10/14 | \$344,520 | | AUTO |
| ALA110109 | Alameda | Oakland | ON W. MACARTHUR BLVD. BETWEEN MARKET ST. & TELEGRAPH AVE., MODIFY TRAFFIC SIGNALS | HSIP | HSIPL-5012117 | \$124,900 | 08/28/14 | \$124,900 | | AUTO |
| ALA110110 | Alameda | Oakland | ON 98TH AVE. BETWEEN MACARTHUR BLVD. & EDES AVE., TRAFFIC SIGNALS, PED. CROSSING | HSIP | HSIPL-5012118 | \$99,300 | 08/15/14 | \$99,300 | | AUTO |
| ALA110069 | Alameda | Oakland | HEGENBERGER RD. OVER SAN LEANDRO STREET- BRIDGE # 33C0202, BRIDGE PREVENTIVE MAINTENANCE | BRIDGE | BPMP-5012121 | \$580,978 | 07/31/14 | | | AUTO |
| VAR110045 | Alameda | Oakland | LEIMERT BLVD. BRIDGE OVER SAUSAL CREEK. BR. # 33C0215, SEISMIC RETROFIT. | BRIDGE | STPLZ-5012124 | \$663,975 | 04/27/14 | | | AUTO |
| ALA130016 | Alameda | Oakland | Oakland Complete Streets | STP | STPL-5012125 | \$467,000 | 06/08/14 | \$467,000 | \$3,384,000 | AUTO |
| ALA110126 | Alameda | Oakland | 9TH ST/MADISON, 8TH ST/JACSON,8TH ST/OAK ST,7TH ST/MADISON, UPGRADE TRAFFIC SIGNALS | HSIP | HSIPL-5012129 | \$58,200 | 09/02/14 | \$58,200 | | AUTO |
| ALA070011 | Alameda | Oakland | 66TH AVE.FROM SAN LEANDRO TO INTERNATION BLVD, STREETScape | CMAQ | CML-5012087 | (\$36,559) | 06/26/14 | | | BIKE/PED |
| ALA070012 | Alameda | Oakland | OAKLAND COLISEUM, PED. WALKWAY,LANDSCAPE | RIP-TE | RPSTPLE-5012107 | (\$112,209) | 03/28/14 | | | BIKE/PED |
| ALA110111 | Alameda | Oakland | MARKET ST BETWEEN 45TH AVE. & ARLINGTON AVE., TRAFFIC SIGNALS, RESTRIPIING & RECONFIGURE INTERSEC | HSIP | HSIPL-5012119 | \$103,300 | 08/15/14 | \$103,300 | | BIKE/PED |
| ALA110125 | Alameda | Oakland | SEVEN BLOCK AREA OF GRAND AVE. FROM PARK VIEW TO EUCLID, UPGRADE CROSSWALKS: SIGNING, STRIPING, PED SIGNALS | HSIP | HSIPL-5012126 | \$104,200 | 09/02/14 | \$104,200 | | BIKE/PED |
| ALA110130 | Alameda | Pleasanton | VARIOUS BRIDGES IN THE CITY OF PLEASANTON, BRIDGE PREVENTIVE MAINTENANCE | BRIDGE | BPMP-5101027 | \$32,756 | 07/31/14 | \$32,756 | | AUTO |
| ALA110079 | Alameda | San Leandro | WASHINGTON AVE @ MONTEREY BLVD./BRADRIK DR., SIGNAL IMPROVEMENT | HSIP | HSIPL-5041041 | \$306,970 | 04/14/14 | | | AUTO |
| MTC050009 | Alameda | State-Managed | I-80 IN OAKLAND, EMERYVILLE, BERKELEY, ALBANY-PORT OF OAKLAND O/C TO COUNTY LINE, RHABILITATE PAVEMENT (TC) | IM | IM-0801112 | \$241,908 | 02/11/14 | | | AUTO |
| N/A | Alameda | State-Managed | I-880, ADELIN ST/DISTRIBUTION STRUCTURE, EMERGENCY REPAIR/CYPRESS ST VI | ER | ER-1404001 | (\$27,680,887) | 07/11/14 | | | AUTO |
| N/A | Alameda | State-Managed | I-880 / ADELIN ST - DISTRIBUTION STRUCTURE, PERMANENT REPLACEMENT PROJECT | ER | ER-1510002 | (\$15,700,133) | 07/11/14 | | | AUTO |
| N/A | Alameda | State-Managed | PALOMARES ROAD @ MM 8.70 , EMERGENCY OPENING & PRE. RESTO | ER | ER-4430004 | (\$12,703) | 11/22/13 | | | AUTO |
| VAR110044 | Alameda | State-Managed | IN ALAMEDA COUNTY ON INTERSTATE ROUTE 80/580/880 SEPARATION, REHAB THE BRIDGE DECK (TC) | NHPP | NHPI-5801058 | (\$1,298,102) | 09/26/14 | | | AUTO |
| VAR110005 | Alameda | State-Managed | IN ALAMEDA COUNTY, ON INTERSTATE 580 AT BENEDICT DRIVE OFF RAMP, CONSTRUCT A SOLDIER BEAM AND LAGGING WALL (TC) | IM | NHPI-5801059 | \$2,607,145 | 08/20/14 | | | AUTO |
| VAR110005 | Alameda | State-Managed | IN SAN LEANDRO AT 150TH AVE OFF RAMP AT PM 32.5. CONSTRUCT SOLDIER PILE RETAINING WALL (TC) | NHPP | NHPI-5801060 | \$3,653,845 | 09/26/14 | | | AUTO |
| N/A | Alameda | State-Managed | 5TH AVENUE OVERHEAD, SEISMIC RETROFIT BRIDGE REPLAC | IM | BRIM-IM-8801057 | \$5,450,000 | 09/04/14 | | | AUTO |
| N/A | Alameda | State-Managed | OAKLAND-S/O HIGH ST TO S/O FRUITVALE AVENUE, BRIDGE REPLACEMENT | BRIDGE | IM-BRIM-8801059 | \$1,212,689 | 02/11/14 | | | AUTO |
| N/A | Alameda | State-Managed | OAKLAND-S/O HIGH ST TO S/O FRUITVALE AVENUE, BRIDGE REPLACEMENT | IM | IM-BRIM-8801059 | \$65,676 | 02/11/14 | | | AUTO |
| MTC050011 | Alameda | State-Managed | IN OAKLAND FROM OK-MADISON UNDERCROSSING TO WASHINGTON STREET UNDERCROSSING, UPGRADE MEDIAN BARRIER (TC) | IM | HSIM-8801066 | \$113,734 | 08/12/14 | | | AUTO |
| VAR110001 | Alameda | State-Managed | IN OAKLAND FROM SOUTH OF 29TH AVENUE TO NORTH OF 23RD AVENUE, IMPROVE ON AND OFF RAMPS (TC) | NHPP | ACNHPI-8801070 | \$72,609,652 | 09/26/14 | | | AUTO |
| VAR110004 | Alameda | State-Managed | ALA 84, 580 AND 680 AT VARIOUS LOCATIONS & CC 4 AND 80 AT VARIOUS LOCATIONS, INSTALL METAL BEAM GUARDRAILS | HSIP | HSNHG-000C361 | (\$3,340,930) | 09/26/14 | | | AUTO |
| N/A | Alameda | State-Managed | IN FREMONT ON I-680, AT EAST WARREN AVENUE, EMERGENCY RELIEF - STORM DAMAGE REPAIR, RSP | ER | ER-19A4001 | \$700,000 | 03/04/14 | | | AUTO |
| N/A | Alameda | State-Managed | IN ALAMEDA COUNTY, VARIOUS ROUTES, VARIOUS LOCATIONS, EMERGENCY RELIEF -- STORM DAMAGE REPAIR | ER | ER-19D1005 | \$469,209 | 03/13/14 | | | AUTO |
| N/A | Alameda | State-Managed | RT 260-POSEY/WEBSTER TUBES-RT 580 JOAQUIN UC, SIGNS AND LIGHTING REHABILITAT | STP | STP-P001531 | (\$13,325) | 04/09/14 | | | AUTO |

TABLE 1: FHWA LOCALLY AND STATE-MANAGED PROJECTS OBLIGATIONS, FFY 2013-14

| TIP ID/ EA | County | Agency | Project Name | Program | Federal Project ID | Obligation Amount | Obligation Date | FY14 Program Amt | Future Funding | Primary mode |
|------------|--------------|---------------------|---|---------|--------------------|-------------------|-----------------|------------------|----------------|--------------|
| VAR110005 | Alameda | State-Managed | IN THE CITY OF OAKLAND AT 0.1 NORTH OF MORAGA AVENUE UNDERCROSSING, INSTALL TIE-BACK RETAINING WALL (TC) | STP | STP-P013033 | \$4,529,000 | 08/20/14 | | | AUTO |
| N/A | Alameda | State-Managed | RTE 24 - ALA 5.3/6.2(PM) AND CC 0.01/1.3(PM), CONSTRUCT NEW 2-LANE BORE | ARRA | SARRA-P024030 | (\$1,065,804) | 08/31/14 | | | AUTO |
| N/A | Alameda | State-Managed | HAYWARD-SANTA CLARA ST TO WATKINS STREET, REHABILITATE ROADWAY | NHS | NH-P092036 | \$258,649 | 04/22/14 | | | AUTO |
| N/A | Alameda | State-Managed | ALL CO RTE 238 FROM 238/680 SEP TO BLANCHE ST, REHABILITATE ROADWAY (TC) | NHS | NH-P238009 | (\$1,467,322) | 06/26/14 | | | AUTO |
| N/A | Alameda | State-Managed | EAST END OF DUMBARTON BR. TO BRIDGE TOLL PLZA, OVRLY W/OGAC MED BARRIER RMBL | NHS | NHG-S084035 | \$60,881 | 04/22/14 | | | AUTO |
| VAR110004 | Alameda | State-Managed | ON ROUTE 24, AT PM 2.3 AND PM 5.6; ROUTE 580 AT PM 20.6, REMOVE GORE SIGNS AND REPLACE W/ OVERHEAD SIGNS | HSIP | HSNHPG-X001586 | \$1,478,200 | 08/20/14 | | | AUTO |
| VAR110003 | Alameda | State-Managed | IN OAKLAND 0.1 MILE E/O BOSTON AVE O/C TO 0.2 MILES W/O RT 80/580 JUNCTION, REHABILITATE PAVEMENT (TC) | NHPP | NHPI-X001588 | \$14,023,700 | 08/20/14 | | | AUTO |
| ALA110071 | Alameda | Union City | DECOTO ROAD BRIDGE ; BRIDGE # 33C-0111, SEISMIC RETROFIT | NHPP | STPLZ-5354027 | (\$475,390) | 08/12/14 | | | AUTO |
| ALA130023 | Alameda | Union City | Whipple Road Pavement Rehabilitation | STP | STPL-5354036 | \$651,000 | 06/08/14 | | \$651,000 | AUTO |
| ALA130023 | Alameda | Union City | Whipple Road Pavement Rehabilitation | STP | STPL-5354036 | \$18,000 | 11/27/13 | \$18,000 | | AUTO |
| ALA990015 | Alameda | Union City | WHIPPLE RD OVER BART TRACKS, BRIDGE # 33C0223, SEISMIC RETROFIT | BRIDGE | STPLZ-5354026 | (\$43,413) | 11/22/13 | | | BIKE/PED |
| ALA110112 | Alameda | Union City | ALVERADO-NILES ROAD: BETWEEN DECOTO ROAD TO MANN AVE., PEDESTRIAN SAFETY IMPROVMENTS | HSIP | HSIPL-5354035 | \$62,010 | 08/26/14 | \$62,000 | \$287,600 | BIKE/PED |
| ALA090015 | Alameda | Union City | Union City Intermodal Station Infrastructure | CMAQ+ | FTACML-6264061 | \$8,692,000 | 12/12/13 | \$8,692,000 | | BIKE/PED |
| N/A | Contra Costa | Antioch | SR4; BAILEY TO SR4/160 I/C & ADJ. ARTERIALS, SR4 CORRIDOR SIGNAL INTERCONNE | STP | CML-5038011 | (\$52,325) | 03/26/14 | | | AUTO |
| CC-130019 | Contra Costa | Antioch | Antioch Ninth Street Preservation | STP | STPL-5038023 | \$673,000 | 07/03/14 | \$673,000 | | AUTO |
| CC-130022 | Contra Costa | Antioch | Antioch - SRTS Pedestrian Improvements (CAVALLO/GARRO RD.WILBUR - DAVIDSON,TREGALLAS LONETREE-HILLCREST,DRAKE A-G ST) | CMAQ | CML-5038024 | \$330,000 | 08/10/14 | \$330,000 | | BIKE/PED |
| BRT991003 | Contra Costa | BART | BART RICHMOND LINE STATIONS, SEISMIC RETROFIT (Local Seismic Safety Retrofit Program) | STP | STPLZ-6000046 | (\$719,888) | 06/02/14 | | | BUS |
| CC-130014 | Contra Costa | BART | Richmond BART Station Intermodal Improvements | CMAQ+ | FTACMSPL-6000056 | \$2,900,000 | 04/17/14 | \$2,900,000 | | RAIL |
| N/A | Contra Costa | Brentwood | BRENTWOOD BLVD. (SR4) FROM PINE TO 2ND STREET, CURVE RECONSTRUCTION | STP | STPLH-5300005 | \$233,958 | 05/19/14 | | | AUTO |
| CC-010002 | Contra Costa | Caltrans | RTE 24 - ALA 5.3/6.2(PM) AND CC 0.01/1.3(PM), CONSTRUCT NEW 2-LANE BORE | ARRA | SARRA-P024030 | \$1,065,804 | 08/31/14 | | | AUTO |
| CC-090032 | Contra Costa | Caltrans | IN RICHMOND, SOUTH OF RICHMOND PARKWAY AND GIANT ROAD, RAIL TO RAIL CONNECTOR TRACK BETWEEN UPRR AND BNSF | CMAQ | STPLR-7500212 | \$6,330,000 | 09/23/14 | \$6,330,000 | | FREIGHT |
| CC-110070 | Contra Costa | Concord | CTY OF CONCORD BRIDGE PREV. MAINTENANCE, BRIDGE PREVENTIVE MAINTENANCE | BRIDGE | BPMP-5135039 | \$282,941 | 07/15/14 | | | AUTO |
| CC-110086 | Contra Costa | Concord | VARIOUS LOCATIONS IN THE CITY OF CONCORD- SEE COMMENT SECTION, TRAFFIC SIGNALS AND ADA UPGRADES | HSIP | HSIPCML-5135043 | \$253,600 | 05/05/14 | \$253,600 | | AUTO |
| CC-070030 | Contra Costa | Concord | CONCORD BLVD: FARM BUREAU RD TO SIXTH ST, SIDEWALK, CURB RAMPS, BIKE LAN | CMAQ | CML-5135033 | (\$128,778) | 09/17/14 | | | BIKE/PED |
| CC-110019 | Contra Costa | Concord | IN CONCORD: PARALLEL TO SR 242 FROM MAYETTE AVE / MAY COURT TO MEADOW LANE, NEW PEDESTRIAN AND BIKE PATH | CMAQ | CML-5135040 | (\$9,951) | 07/03/14 | | | BIKE/PED |
| CC-130013 | Contra Costa | Concord | Ped/Bike Traffic Signal at Oak Grove Rd/Sierra Rd | CMAQ | HSIPCML-5135043 | \$100,980 | 05/05/14 | \$100,980 | \$403,920 | BIKE/PED |
| CC-090067 | Contra Costa | Concord | MONUMENT COORIDOR PEDESTRIAN AND BIKEWAY NETWORK, NEW PEDESTRAIN PATH / BIKE TRAIL (TC) | RIP-TE | RPSTLE-5135046 | (\$146,261) | 07/21/14 | | | BIKE/PED |
| CC-130011 | Contra Costa | Concord | Detroit Avenue Bicycle and Pedestrian Improvements | CMAQ | CML-5135050 | \$198,000 | 04/27/14 | \$198,000 | \$767,000 | BIKE/PED |
| CC-070030 | Contra Costa | Concord | Concord Blvd. Gap Closure, Phase 2 (FARM BUREAU RD TO SIXTH STREET) | CMAQ | CML-5135051 | \$128,778 | 09/17/14 | \$298,285 | | BIKE/PED |
| CC-110045 | Contra Costa | Contra Costa County | BETHEL ISLAND ROAD AT DUTCH SLOUGH, BRIDGE REPLACEMENT / BR.NO.28C | BRIDGE | BRLS-5928024 | (\$699,092) | 11/22/13 | | | AUTO |
| CC-110071 | Contra Costa | Contra Costa County | SAN PABLO AVE BRIDGE @ RODEO CREEK, 28C0071, BRIDGE REPLACEMENT | NHPP | BRLS-5928067 | \$2,797,549 | 05/28/14 | | | AUTO |

TABLE 1: FHWA LOCALLY AND STATE-MANAGED PROJECTS OBLIGATIONS, FFY 2013-14

| TIP ID/ EA | County | Agency | Project Name | Program | Federal Project ID | Obligation Amount | Obligation Date | FY14 Program Amt | Future Funding | Primary mode |
|------------|--------------|---------------------|---|---------|--------------------|-------------------|-----------------|------------------|----------------|--------------|
| CC-110068 | Contra Costa | Contra Costa County | JAIL ACCESS RD OVER MARSH CRK DETEN. FACILITY, BRIDGE REPLACEMENT,28C0226 (TC) | BRIDGE | BRL0-5928068 | \$1,400,000 | 05/19/14 | | \$2,149,200 | AUTO |
| CC-110021 | Contra Costa | Contra Costa County | DEER VALLEY ROAD, NEAR MARSH CREEK ROAD, ROADWAY WIDENING FOR NEW SHOUL | HRRR | HRRRL-5928084 | \$768,600 | 08/28/14 | | | AUTO |
| CC-110020 | Contra Costa | Contra Costa County | DEER VALLEY RD, 1/4 TO 1/2 MI S. OF CHADBOURE, REALIGN AND WIDEN ROADWAY | HSIP | HSIPL-5928089 | (\$291,460) | 02/25/14 | | | AUTO |
| CC-110025 | Contra Costa | Contra Costa County | MARSH CREEK RD- 1 MILE E OF RUSSELMANN PARK RD TO 3/4 MILE W OF MORGAN TERRITORY, ROADWAY REALIGNMENT | HRRR | HSIPHR3L-5928096 | \$654,239 | 03/05/14 | | | AUTO |
| CC-110025 | Contra Costa | Contra Costa County | MARSH CREEK RD- 1 MILE E OF RUSSELMANN PARK RD TO 3/4 MILE W OF MORGAN TERRITORY, ROADWAY REALIGNMENT | HSIP | HSIPHR3L-5928096 | \$96,300 | 03/05/14 | | | AUTO |
| CC-110027 | Contra Costa | Contra Costa County | CAMINO TASSAJARA- 2000' EAST OF BLACKHAWK DRIVE TO 100' SOUTH OF FINLEY ROAD, ROADWAY WIDENING- ADDING SHOULDERS FOR BIKE LANES | HSIP | HSIPL-5928105 | \$700,000 | 08/15/14 | | | AUTO |
| CC-110060 | Contra Costa | Contra Costa County | CAMINO TASSAJARA RD- APPROX. 1 MI S OF HIGHLAND RD TO .2 MI N OF WINDEMERE PKWY, ROADWAY WIDENING | HSIP | HSIPL-5928110 | \$675,000 | 08/15/14 | | | AUTO |
| CC-110044 | Contra Costa | Contra Costa County | KIRKER PASS ROAD FROM APPROX 1.5 WEST OF PITBURG CITY LIMITS (PCL) TO PCL, ROAD RECONSTRUCTION | STP | STPL-5928111 | (\$512,308) | 11/05/13 | | | AUTO |
| CC-110088 | Contra Costa | Contra Costa County | ALHAMBRA VALLEY ROAD BETWEEN RANCHO LA BOCA RD. AND FERNDALE ROAD, SHOULDER WIDENING / ROADWAY RECONSTRUCTION | HSIP | HSIPL-5928118 | \$90,000 | 08/26/14 | | | AUTO |
| CC-990046 | Contra Costa | Contra Costa County | INTERSECTION OF TREAT BLVD. AND JONES RD., IRON HORSE TRAIL PEDESTRIAN BR | RIP-TE | CML-5928048 | (\$27,902) | 06/27/14 | | | BIKE/PED |
| CC-990046 | Contra Costa | Contra Costa County | INTERSECTION OF TREAT BLVD. AND JONES RD., IRON HORSE TRAIL PEDESTRIAN BR | CMAQ | CML-5928048 | (\$4,924) | 06/27/14 | | | BIKE/PED |
| CC-070087 | Contra Costa | Contra Costa County | ALONG SAN PABLO AVENUE AND KAY ROAD, NEW SIDEWALKS AND BUS SHELTERS | RIP-TE | RPSTPLE-5928097 | (\$806) | 03/04/14 | | | BIKE/PED |
| CC-110078 | Contra Costa | Contra Costa County | NORTH SIDE PACIFICA AVENUE BETWEEN MARINERS COVE DRIVE AND INLET DRIVE, PEDESTRIAN WALKWAY | SRTS | SRTSL-5928112 | \$539,163 | 08/28/14 | | | BIKE/PED |
| CC-110084 | Contra Costa | Contra Costa County | CANAL ROAD BETWEEN BAILEY ROAD AND LOTUS ROAD, BIKE LANES AND PEDESTRIAN SIDEWALK | CMAQ | SR2SL-5928116 | \$250,000 | 09/16/14 | \$250,000 | | BIKE/PED |
| CC-130034 | Contra Costa | Contra Costa County | West Contra Costa SRTS Non-Infrastructure Program | CMAQ | CML-5928121 | \$709,800 | 07/03/14 | \$709,800 | | BIKE/PED |
| CC-130027 | Contra Costa | Contra Costa County | Port Chicago Hwy/Willow Pass Rd Bike Ped Upgrades | CMAQ | CML-5928122 | \$110,500 | 04/27/14 | \$205,000 | \$236,700 | BIKE/PED |
| CC-010009 | Contra Costa | CCTA | SR 4 FROM LOVERIDGE ROAD TO SOMERSVILLE ROAD, CT RW LEGAL SERVICES-EMINENT D | HPP | HPLUL-6072003 | (\$32,084) | 11/20/13 | | | AUTO |
| CC-110066 | Contra Costa | CCTA | SR-239 BETWEEN SR4 IN BTWD AND I-205 IN TRACY, PLANNING STUDY- DETERMINE ALIGNMENT | HPP | HPLUL-6072014 | \$1,399,080 | 07/30/14 | | | AUTO |
| CC-130035 | Contra Costa | CCTA | Interstate 80 Corridor Real Time Rideshare | VPP | VPPL-6072016 | \$322,400 | 07/23/14 | \$322,400 | | AUTO |
| CC-110101 | Contra Costa | CCTA | Local PDA Planning - Contra Costa | STP | STPL-6072017 | \$2,745,000 | 06/27/14 | \$2,745,000 | | PLANNING |
| CC-050075 | Contra Costa | Danville | CAMINO TASSAJARA & CROW CANYON RD. TO E. TOWN, CONSTR. PED. WALKWAY & BIKEPAT | HPP | HPLUL-5434016 | (\$2,751) | 03/04/14 | | | AUTO |
| CC-130023 | Contra Costa | Danville | Danville Various Streets and Roads Preservation | STP | STPL-5434021 | \$140,000 | 05/05/14 | \$140,000 | \$793,000 | AUTO |
| CC-050075 | Contra Costa | Danville | Crow Canyon/Camino Tassajara Intersection Imps | EARMARK | TIPL-5434022 | \$66,000 | 07/21/14 | \$66,000 | \$1,157,100 | AUTO |
| VAR110012 | Contra Costa | Danville | MULTIPLE SCHOOLS IN THE SAN RAMON VALLEY UNIFIED SCHOOL DISTRICT, EXPAND THE EXISTING STREET SMART PROGRAM | SRTS | SRTLNI-5434020 | \$225,500 | 05/28/14 | | | BIKE/PED |
| CC-110041 | Contra Costa | El Cerrito | FAIRMOUNT AVE AT ASHBURY AVENUE, SIGNAL MODIFICATION | HSIP | HSIPL-5239012 | (\$31,214) | 03/18/14 | | | AUTO |
| CC-130021 | Contra Costa | El Cerrito | El Cerrito Various Streets and Roads Preservation (ARLINGTON,CENTRAL, COLUSA, FAIRMOUNT& MANILA AVE.) | STP | STPL-5239024 | \$630,000 | 07/03/14 | \$630,000 | | AUTO |
| CC-110005 | Contra Costa | El Cerrito | ON CENTRAL AND LIBERTY ST, STREET SCAPE | CMAQ | CML-5239020 | \$98,878 | 07/10/14 | | | BIKE/PED |
| CC-110089 | Contra Costa | El Cerrito | ARLINGTON BLVD AT BREWSTER DR., CONSTRUCT SIDEWALKS, CURB RAMPS, BULB OUTS, ETC | HSIP | HSIPL-5239023 | \$40,050 | 09/16/14 | \$42,400 | | BIKE/PED |
| CC-130024 | Contra Costa | El Cerrito | El Cerrito Ohlone Greenway Bike/Ped Improvements | CMAQ | CML-5239025 | \$398,385 | 04/27/14 | \$473,000 | \$2,995,000 | BIKE/PED |
| CC-130009 | Contra Costa | Lafayette | Mt. Diablo Blvd West End Preservation | STP | STPL-5404025 | \$584,000 | 05/05/14 | \$584,000 | | AUTO |
| CC-090064 | Contra Costa | Lafayette | PLEASANT HILL ROAD FROM CONDIT TO OLYMPIC BLVD, PED/BIKE WALKWAY IMPROVEMENT (TC) | RIP-TE | RPSTPLE-5404024 | (\$225,060) | 03/27/14 | | | BIKE/PED |

TABLE 1: FHWA LOCALLY AND STATE-MANAGED PROJECTS OBLIGATIONS, FFY 2013-14

| TIP ID/ EA | County | Agency | Project Name | Program | Federal Project ID | Obligation Amount | Obligation Date | FY14 Program Amt | Future Funding | Primary mode |
|------------|--------------|---------------|--|----------|--------------------|-------------------|-----------------|------------------|----------------|--------------|
| N/A | Contra Costa | Martinez | VINE HILL WAY - LINTON TERRACE & CENTER AVE, PAVEMENT OVERLAY,INSTALL GUARD | STP | -5024015 | (\$11,009) | 04/27/14 | | | AUTO |
| N/A | Contra Costa | Martinez | MARTINEZ MARINA; FOOT OF NORTH COURT STREET., CONSTRUCT PASSENGER SHELTER. | FBD | -5024009 | (\$19,000) | 06/12/14 | | | OTHER |
| CC-090035 | Contra Costa | MTC | Regional Planning Activities and PPM - CC County | STP | STPL-6084175 | \$50,000 | 03/07/14 | \$50,000 | | PLANNING |
| VAR110045 | Contra Costa | Moraga | BRIDE NO. 28-C0137, CANYON ROAD OVER BRANCH SAN LEANDRO CREEK, 2.4 MI N ALA C.L., REPLACE EXISTING 2 LANE BRIDGE WITH NEW 2 LANE B | BRIDGE | BRLS-5415011 | \$413,877 | 05/05/14 | | | AUTO |
| CC-110077 | Contra Costa | Orinda | MANZANITA DRIVE BRIDGE, BRIDGE NO. 28C-0386, BRIDGE REPLACEMENT (TC) | BRIDGE | BRLO-5444006 | \$539,616 | 06/27/14 | | | AUTO |
| CC-110056 | Contra Costa | Pittsburg | NORTH PARKSIDE DRIVE OVER WILLOW PASS ROAD, SEISMIC RETROFIT AND PREVENTIVE MAINTENANCE | BRIDGE | STPLZ-5127024 | \$81,182 | 05/01/14 | | | AUTO |
| CC-070084 | Contra Costa | Pittsburg | PITTSBURG: BAILEY ROAD / BART / MAYLARD ROAD AREA, PEDESTRIAN IMPROVEMENTS (TC) | RIP-TE | RPSTPLE-5127021 | (\$51,959) | 05/19/14 | | | BIKE/PED |
| CC-110079 | Contra Costa | Pleasant Hill | GOLF CLUB RD. BR. (28C0363) AT GRAYSON CREEK, BRIDGE REPLACEMENT | BRIDGE | BRLS-5375009 | \$4,134,627 | 08/13/14 | | | AUTO |
| CC-110037 | Contra Costa | Pleasant Hill | OAK PARK BLVD/PATTERSON BLVD, SIGNAL UPGRADE AND LEFT TURN L | HSIP | HSIPL-5375020 | (\$821) | 11/05/13 | | | AUTO |
| CC-110038 | Contra Costa | Pleasant Hill | ON PLEASANT HILL RD. BTW DIABLO VIEW RD. GEARY RD., CONSTRUCT 5' SIDEWALK AND RAISE CONC. ISLAND. | HSIP | HSIPL-5375022 | \$294,789 | 07/28/14 | | | AUTO |
| CC-110039 | Contra Costa | Pleasant Hill | CONTRA COSTA BLVD: CHIPANCINGO PARKWAY TO GOLF CLUB ROAD, INTERSECTION IMPROVEMENTS, REHAB, BIKE/PED IMPROVE | HSIP | -5375026 | (\$650,000) | 06/26/14 | | | AUTO |
| CC-130007 | Contra Costa | Pleasant Hill | Pleasant Hill - Contra Costa Blvd. Preservation | STP | STPL-5375029 | \$799,000 | 02/25/14 | \$799,000 | | AUTO |
| CC-130005 | Contra Costa | Pleasant Hill | Golf Club Rd Roundabout and Bike/Ped Improvements | CMAQ | CMSTPL-5375030 | \$498,000 | 09/03/14 | | \$4,770,000 | AUTO |
| CC-110051 | Contra Costa | Pleasant Hill | IN CITY OF PLEASANT HILL LISA LANE NORTH SIDE, INSTALL NEW SIDEWALK | CMAQ | SRTSL-5375019 | (\$35,229) | 03/21/14 | | | BIKE/PED |
| CC-030011 | Contra Costa | Richmond | GARRAD TUNNEL, REPAIR TUNNEL BY LINNER INSIDE TUNNEL | STP | STPL-5137042 | \$413,000 | 09/23/14 | | | AUTO |
| CC-110102 | Contra Costa | Richmond | Easy Go Richmond | CMAQ | CML-5137045 | \$203,291 | 02/07/14 | \$203,291 | | AUTO |
| CC-110016 | Contra Costa | Richmond | NEVIN AVE. FROM 19TH ST TO 27TH, PED/BIKE IMPRVMTS, TRAFFIC CIRCLE, CURB RAMPS, ETC | CMAQ | STPL-5137039 | \$2,654,000 | 09/23/14 | \$2,654,000 | | BIKE/PED |
| CC-110007 | Contra Costa | Richmond | NEVIN AVE, BART STATION. TO 19TH ST., BIKE/PED ENHANCEMENTS, RECON BART EAST ENTRANCE | CMAQ | CML-5137043 | \$1,217,000 | 09/10/14 | | | BIKE/PED |
| CC-130028 | Contra Costa | San Pablo | San Pablo Various Streets and Roads Preservation | STP | STPL-5303015 | \$454,000 | 05/05/14 | \$454,000 | | AUTO |
| CC-110043 | Contra Costa | San Ramon | ALCOSTA BLVD/DAVONA DR., SIGNAL MODIFICATION | HSIP | HSIPL-5437021 | (\$49,361) | 03/21/14 | | | AUTO |
| CC-130008 | Contra Costa | San Ramon | San Ramon Valley Boulevard Preservation | STP | STPL-5437027 | \$291,000 | 03/07/14 | \$291,000 | | AUTO |
| CC-110035 | Contra Costa | San Ramon | BOLLINGER CANYON RD. FROM CANYON LAKE DR&DOUGHERTY RD. (4 INTER), SIGNAL CONTROL | HSIP | HSIPL-5437023 | \$343,617 | 07/03/14 | | | BIKE/PED |
| CC-130041 | Contra Costa | San Ramon | Citywide School Crossing Enhancement Project | CMAQ | CML-5437028 | \$274,600 | 06/08/14 | \$247,600 | | BIKE/PED |
| N/A | Contra Costa | State-Managed | CONTRA COSTA CO. NON INTERSTATE VAR. LOCS., PRELIMINARY ENGINEERING | ER | ER-4309005 | (\$55,874) | 03/26/14 | | | AUTO |
| N/A | Contra Costa | State-Managed | ON PLEASANT HILL RD. IN CITY OF LAFAYETTE, EMERGENCY OPENNING | ER | ER-4433010 | \$20,386 | 06/20/14 | | | AUTO |
| VAR110044 | Contra Costa | State-Managed | NEAR MARINA VISTA AT MOCOCO OVERHEAD BRIDGE AND THE S/B MOCOCO OFF-RAMP, REHAB MOCOCO OVERHEAD BRDGE/REPLACE S/B MOCOCO (TC | NHPP | ACNHPI-6801071 | \$17,182,722 | 09/26/14 | | | AUTO |
| N/A | Contra Costa | State-Managed | IN CONTRA COSTA CNTY 0.5 MILE W RAILROAD AVE , WIDEN FREEWAY | NHS | NH-P004119 | (\$4,247) | 03/26/14 | | | AUTO |
| N/A | Contra Costa | State-Managed | CC CO IN ANTIOCH/PITTSBURG ON RTE 4 FR .4 MI WST TO .6 MI EST SOMERSVILLE RD UC, WIDEN ROADWAY & RECONSTRUCT INTERCHANGE | NHPP | NH-P004138 | \$8,122,599 | 08/26/14 | | | AUTO |
| N/A | Contra Costa | State-Managed | CITY OF RICHMOND, U.S.D.O.T. #029896N., GRADE CROSSING HAZARD ELIMINAT | RAIL/HWY | STPLR-7500122 | (\$138,319) | 11/07/13 | | | RAIL |
| N/A | Contra Costa | State-Managed | IN CONTRA COSTA COUNTY @ MARKET AVE AND UPRR CROSSING, GRADE CROSSING HAZARD ELIMINATION | RAIL/HWY | STPLR-7500155 | (\$599,181) | 10/30/13 | | | RAIL |
| N/A | Contra Costa | State-Managed | IN CONTRA COSTA COUNTY @ CHESLEY AVE AND UPRR CROSSING, GRADE CROSSING HAZARD ELIMINATION | RAIL/HWY | STPLR-7500161 | (\$349,453) | 10/30/13 | | | RAIL |

TABLE 1: FHWA LOCALLY AND STATE-MANAGED PROJECTS OBLIGATIONS, FFY 2013-14

| TIP ID/ EA | County | Agency | Project Name | Program | Federal Project ID | Obligation Amount | Obligation Date | FY14 Program Amt | Future Funding | Primary mode |
|------------|--------------|--------------|---|-------------|--------------------|-------------------|-----------------|------------------|----------------|--------------|
| N/A | Contra Costa | UCSF | STATEWIDE PUBLIC EDUCATIONAL PROGRAM, PEDESTRIAN AND BICYCLE EDUCATI | RIP-TE | RPSTPLE-6342003 | (\$18,467) | 10/24/13 | | | BIKE/PED |
| CC-110013 | Contra Costa | Walnut Creek | 1) SAN LUIS RD: LARKEY - MAIN; 2) MONTEGO: YGNACIO VALLEY RD - TAMPICO; 3) CALIF, ROADWAY AND SIDEWALK REHABILITATION | STP | STPL-5225024 | (\$63,624) | 07/29/14 | | | AUTO |
| N/A | Marin | Caltrans | SR1 AT TENNESSEE VALLEY ROAD IN MARIN CO., PLANNING, PROGRAMMING & MONITO | PUBLIC LNDS | PLHL-6204064 | (\$19,694) | 03/26/14 | | | PLANNING |
| VAR110045 | Marin | Fairfax | MARIN RD & SPRUCE RD OVER FAIRFAX CR; CANYON RD OVER SAN ANSELMO CR, BRIDGE PREVENTIVE MAINTENANCE | BRIDGE | BPMP-5277026 | \$213,278 | 08/20/14 | | | AUTO |
| VAR110045 | Marin | Fairfax | CREEK ROAD OVER FAIRFAX CREEK IN THE TOWN OF FAIRFAX, MARIN COUNTY, SEISMIC RETROFIT (TC) | STP | STPLZ-5277027 | \$450,994 | 08/22/14 | | | AUTO |
| MRN070014 | Marin | Fairfax | SOUTH SIDE OF SIR FRANCIS DRAKE BLVD: OLEMA RD - CLAUS DR IN FAIRFAX, CONSTRUCT BIKE LANE | NMTP | NMTPL-5277021 | (\$5,980) | 04/27/14 | | | BIKE/PED |
| MRN070014 | Marin | Fairfax | PASTORI AVE. BETWEEN SFD BLVD. & CENTER, SIDEWALK, PATHWAY IMP. | NMTP | NMTPL-5277022 | (\$107,000) | 10/24/13 | | | BIKE/PED |
| MRN110018 | Marin | Larkspur | DOHERTY BRIDGE (ARROYO HOLON) 27C67 , BRIDGE REPLACEMENT | BRIDGE | BRLS-5166014 | \$170,031 | 07/09/14 | | | AUTO |
| MRN110023 | Marin | Larkspur | BON AIR BRIDGE REHABILITATION, REHAB. BRIDGE PILES & STRUCTUR | BRIDGE | BHLS-5166015 | \$674,800 | 08/15/14 | | | AUTO |
| MRN070015 | Marin | Larkspur | DOHERTY DR: MAGNOLIA AVE TO LUCKY DRIVE, MULTI-USE PATHWAY/BIKE LANE | CMAQ | NMTPL-5166018 | (\$85,000) | 12/20/13 | | | BIKE/PED |
| MRN070015 | Marin | Larkspur | DOHERTY DR: MAGNOLIA AVE TO LUCKY DRIVE, MULTI-USE PATHWAY/BIKE LANE | NMTP | NMTPL-5166018 | (\$182,000) | 12/20/13 | | | BIKE/PED |
| MRN010006 | Marin | Marin County | TENNESSEE VALLEY ROAD ONLY., BUILD MULTI-PURPOSE PATHWAYS | HPP | NMTPL-5927058 | \$19,750 | 05/28/14 | | | AUTO |
| MRN110011 | Marin | Marin County | PT. REYES-PETALUMA RD. MP 11.93 TO 12.03, INSTALL MBGR SAFETY RAIL 140' | HSIP | HSIPL-5927060 | (\$26,296) | 06/26/14 | | | AUTO |
| VAR991010 | Marin | Marin County | MARIN AVE. & BELL LANE BTW GREEN GLEN WAY;SCH, SRTS FED FUNDING SAFETY C&G; S | SRTS | SRTSL-5927061 | \$350,460 | 04/09/14 | | | AUTO |
| MRN110012 | Marin | Marin County | PT.REYES-PETALUMA/NICASIO & LUCAS VALLEY 4.7, INSTALL AND UPGRADE GUARD RAIL | HRRR | HRRRL-5927077 | (\$8,724) | 10/18/13 | | | AUTO |
| MRN110026 | Marin | Marin County | INTERSECTION OF HWY 101 ON/OFF RAMP & REDWOOD FRONTAGE ROAD/DE SILVA ISLAND DR., MODIFY INTERSECTION, IMPROVE PED. SAFETY | HSIP | HSIPL-5927090 | \$291,645 | 08/20/14 | | | AUTO |
| MRN110038 | Marin | Marin County | EAST SIR FRANCIS DRAKE BLVD. -- MP 0.55 TO MP 0.60., INSTALL GUARDRAIL AND RADAR SPEED FEEDBACK | HSIP | HSIPL-5927101 | \$123,000 | 08/13/14 | \$123,000 | | AUTO |
| VAR110045 | Marin | Marin County | SAN ANTONIO ROAD OVER SOUTH SAN ANTONIO CREEK, 0.6 MI NORTH OF S.H. 101, BRIDGE REPLACEMENT (TC) | STP | BRLO-5927104 | \$821,000 | 04/14/14 | | | AUTO |
| MRN130003 | Marin | Marin County | MUIRWOOD ROAD, MP 0.49 IN MARIN COUNTY, INSTALL CIDH WALL AT DOWNHILL SIDE. | ER | ER-20D0003 | (\$446,230) | 06/26/14 | | | AUTO |
| MRN130002 | Marin | Marin County | ON SFD BLVD. MP 20.70 IN MARIN COUNTY., INSTALL CIDH RET. WALL | ER | ER-20D0006 | (\$122,031) | 07/03/14 | | | AUTO |
| MRN050033 | Marin | Marin County | Non-motorized Transp. Pilot Program - Marin County | NMTP | NMTPL-5927051 | \$543,575 | 08/05/14 | \$543,575 | | BIKE/PED |
| MRN110006 | Marin | Marin County | STRAWBERRY POINT SCHOOL IN MARIN COUNTY, SIDEWALKS AND ADA COMPLIANT RAMPS | CMAQ | CML-5927082 | (\$2) | 04/14/14 | | | BIKE/PED |
| MRN110007 | Marin | Marin County | MARINWOOD, GREENBRAE & MARIN CITY IMPROVEMENTS IN MARIN COUNTY, IMPROVE AND REBUILD SIDEWALKS, RAMPS DRAINAGE ETC. | CMAQ | CML-5927083 | (\$119,061) | 11/15/13 | | | BIKE/PED |
| MRN090050 | Marin | Marin County | SIR FRANCIS DRAKE BLVD: BAYWOOD CANYON RD - WHITE'S HILL BRIDGE, WIDEN THE WB SHOULDER FOR CL.2 BIKE LANE. (TC) | TAP | RPSTPLE-5927086 | \$329,000 | 09/09/14 | | | BIKE/PED |
| MRN050033 | Marin | Marin County | IN MARIN COUNTY, MOST ROADWAY INTERSECTIONS, INTERSECTION IMPROVEMENTS | NMTP | NMTPL-5927093 | \$654,366 | 04/16/14 | \$1,203,673 | | BIKE/PED |
| MRN110040 | Marin | MCTD | MCTD Preventive Maintenance | STP+ | FTASTPL-6343002 | \$99,289 | 01/14/14 | \$216,017 | | BUS |
| MRN110014 | Marin | Mill Valley | E. SIDE OF CAMINO ALTO, SYCAMORE/MILLER, MILLER/ALMONTE BLVD., MULTI-USE PATHWAY, CURB EXT. & TRAFFIC CALMING | SRTS | SRTSL-5113011 | \$490,286 | 03/21/14 | | | BIKE/PED |
| MRN090052 | Marin | Mill Valley | SYCAMORE AVE. BTW CAMINO ALTO AND N-S BIKEWAY IN MILL VALLEY, SIDEWALK IMPROVEMENTS | TAP | RPSTPLE-5113013 | \$249,654 | 09/17/14 | | | BIKE/PED |
| VAR110045 | Marin | Ross | WINSHIP AVE BRIDGE OVER SAN ANSELMO CREEK IN THE TOWN OF ROSS, BRIDGE REPLACEMENT (TC) | BRIDGE | BRLO-5176008 | \$75,209 | 05/19/14 | | | AUTO |
| VAR110045 | Marin | Ross | 27C-0078 SHADY LANE BRIDGE OVER ROSS CREEK, BRIDGE REHABILITATION | BRIDGE | BRLS-5176010 | \$16,555 | 07/03/14 | | | AUTO |

TABLE 1: FHWA LOCALLY AND STATE-MANAGED PROJECTS OBLIGATIONS, FFY 2013-14

| TIP ID/ EA | County | Agency | Project Name | Program | Federal Project ID | Obligation Amount | Obligation Date | FY14 Program Amt | Future Funding | Primary mode |
|------------|--------|---|--|---------|--------------------|-------------------|-----------------|------------------|----------------|--------------|
| VAR110045 | Marin | Ross | NORWOOD AVE. BRIDGE OVER ROSS CREEK, BRIDGE REHABILITATION | BRIDGE | BRLS-5176011 | \$16,555 | 07/03/14 | | | AUTO |
| VAR110045 | Marin | Ross | SIR FRANCIS DRAKE BRIDGE OVER CORTE MADERA CREEK, BRIDGE REHABILITATION | NHPP | BRLS-5176012 | \$19,999 | 08/20/14 | | | AUTO |
| VAR110045 | Marin | San Anselmo | NOKOMIS AVE BRIDGE OVER SAN ANSELMO CR IN THE TOWN OF SAN ANSELMO, BRIDGE REPLACEMENT (TC) | BRIDGE | BRLO-5159017 | (\$670,000) | 06/26/14 | | | AUTO |
| VAR110045 | Marin | San Anselmo | MADRONE AVE BRIDGE OVER SAN ANSELMO CREEK, BRIDGE REPLACEMENT | BRIDGE | BRLS-5159018 | (\$587,839) | 06/27/14 | | | AUTO |
| MRN110032 | Marin | San Anselmo | San Anselmo - Center Blvd Bridge Replace (27C0079) | NHPP | BRLS-5159019 | (\$123,942) | 06/27/14 | \$814,476 | \$4,211,372 | AUTO |
| MRN110051 | Marin | San Rafael | S. GRAND AVENUE / W. 2ND. STREET INTERSECTION, TRAFFIC SIGNAL MODIFICATION, S.W. ADA COMPLIANCE | HSIP | HSIPL-5043037 | \$63,000 | 07/29/14 | \$63,000 | | AUTO |
| MRN070009 | Marin | San Rafael | San Rafael - Non-motorized Transport Pilot Program (PURTO SUELLO HILL TO SRTC) | NMTP | NMTPL-5043023 | \$350,000 | 07/11/14 | \$847,000 | | BIKE/PED |
| MRN070009 | Marin | San Rafael | MAHON CREEK PATH TO SRTC, INSTALL ADA COMPLIANT RAMPS;SI | NMTP | NMTPL-5043024 | (\$10,979) | 12/11/13 | | | BIKE/PED |
| MRN110048 | Marin | San Rafael | LINDARDO ST: WOODLAND AVE - ANDERSEN DR AND ANDERSEN DR: E/O LINDARO ST @ MAHON, CONSTRUCT SIDEWALKS, INSTALL MEDIAN FENCING, SPEE | SRTS | SRTSL-5043034 | \$399,100 | 07/30/14 | | | BIKE/PED |
| MRN050010 | Marin | Sausalito | SPENCER AVENUE IN SAUSALITO, CA, PAVEMENT MAINTENANCE, TRAFFIC | STP | STPL-5098008 | (\$21,163) | 04/11/14 | | | AUTO |
| N/A | Marin | State-Managed | MARIN CO. NON INTERSTATE VAR. LOCATIONS , PRELIMINARY ENGINEERING | ER | ER-4330005 | (\$53,071) | 06/26/14 | | | AUTO |
| N/A | Marin | State-Managed | LUCAS VALLEY RD. MP 4.75. MSH-MRNCO-051-0., RESTORATION BY CIDH & RESURFAC | ER | ER-4434005 | (\$102,191) | 10/18/13 | | | AUTO |
| N/A | Marin | State-Managed | IN MARIN COUNTY, VARIOUS ROUTES, VARIOUS LOCATIONS, EMERGENCY RELIEF -- STORM DAMAGE REPAIR | ER | ER-19DW001 | \$4,095,399 | 07/17/14 | | | AUTO |
| N/A | Marin | State-Managed | IN MARIN COUNTY, VARIOUS ROUTES, VARIOUS LOCATIONS, EMERGENCY RELIEF -- STORM DAMAGE REPAIR | ER | ER-19DW005 | \$715,499 | 09/26/14 | | | AUTO |
| N/A | Marin | State-Managed | PARADISE DRIVE IN MARIN COUNTY, EMERGENCY OPENING | ER | ER-20D0001 | (\$30) | 10/22/13 | | | AUTO |
| VAR110005 | Marin | State-Managed | NEAR POINT REYES STATION AT PETALUMA ROAD, RECONSTRUCT SLOPE (TC) | STP | STP-P001580 | (\$158,712) | 09/26/14 | | | AUTO |
| N/A | Marin | State-Managed | LARKSPUR, CORTE MADERA, SAN RAFAEL, CONSTRUCT HOV LANE | STP | NH-P101992 | \$522,962 | 02/19/14 | | | AUTO |
| N/A | Marin | State-Managed | ON RTE 131 IN TIBURON FROM MAR WEST ST TO MAIN ST, PAVEMENT REHABILITATION (COLD PLANNING) (TC) | STP | STP-P131001 | (\$91,927) | 03/26/14 | | | AUTO |
| N/A | Marin | State-Managed | MILL VALLEY S/B OFF-RAMP TO EAST BLITHEDALE, WIDEN OFF-RAMP/CONSTRUCT SOUND | NHS | NH-Q101122 | (\$748,368) | 06/27/14 | | | AUTO |
| MRN050014 | Marin | Transportation Authority of Marin (TAM) | Central Marin Ferry Access Improvements | NMTP | CML-6406010 | \$1,500,000 | 07/21/14 | \$1,500,000 | | BIKE/PED |
| NAP110007 | Napa | American Canyon | American Canyon: Theresa Ave Sidewalk Imp Phase 3 | CMAQ | CML-5470012 | \$198,970 | 04/14/14 | \$200,000 | | BIKE/PED |
| NAP110007 | Napa | American Canyon | THERESA AVENUE SIDEWALK, PHASE 3, ROADWAY REHABILITATION | CMAQ | CML-5470012 | \$198,970 | 04/14/14 | \$200,000 | | BIKE/PED |
| NAP110006 | Napa | American Canyon | American Canyon PDA Development Plan | STP | STPL-5470011 | \$475,000 | 01/15/14 | \$475,000 | | PLANNING |
| N/A | Napa | Napa | IN THE CITY OF NAPA AT JEFFERSON ST, LINCOLN AVE AND MAIN STREET, SCOUR POA | BRIDGE | -5042050 | (\$6,905) | 10/24/13 | | | AUTO |
| NAP110020 | Napa | Napa (City) | TRANCAS STREET BRIDGE OVER NAPA RIVER., SCOUR COUNTERMEASURE | NHPP | BHLS-5042042 | \$398,385 | 07/31/14 | | | AUTO |
| NAP110008 | Napa | Napa (City) | CALIFORNIA BLVD, JEFFERSON ST, WEST PUEBLO AVE, TROWER AVE & WINE COUNTRY AVE, CAPE SEAL PAVEMENT REHAB | STP | STPL-5042052 | (\$22,756) | 11/07/13 | | | AUTO |
| NAP110015 | Napa | Napa (City) | LINDA VISTA AVE BETWEEN TROWER AVE AND REDWOOD RD, PAVEMENT REHABILITATION | STP | STPL-5042055 | (\$90,328) | 02/20/14 | | | AUTO |
| NAP110013 | Napa | Napa (City) | Napa City North/South Bike Connection | CMAQ | CML-5042054 | \$460,000 | 03/07/14 | \$160,000 | | BIKE/PED |
| NAP130001 | Napa | Napa (City) | City of Napa PDA Implementation | STP | STPL-5042056 | \$275,000 | 02/20/14 | \$275,000 | | PLANNING |
| NAP110016 | Napa | Napa County | WOODEN VALLEY ROAD, SAFETY ENHANCEMENT | HRRR | HRRRL-5921055 | (\$71,501) | 04/27/14 | | | AUTO |

TABLE 1: FHWA LOCALLY AND STATE-MANAGED PROJECTS OBLIGATIONS, FFY 2013-14

| TIP ID/ EA | County | Agency | Project Name | Program | Federal Project ID | Obligation Amount | Obligation Date | FY14 Program Amt | Future Funding | Primary mode |
|------------|----------|---------------|--|---------|--------------------|-------------------|-----------------|------------------|----------------|--------------|
| NAP110017 | Napa | Napa County | NORTH KELLY ROAD, SAFETY ENHANCEMENT | HRRR | HRRRL-5921056 | (\$2,739) | 01/09/14 | | | AUTO |
| N/A | Napa | Napa County | CHILES CREEK BRIDGE ON CHILES-POPE VALLEY ROAD, BRIDGE REHAB | BRIDGE | BRLS-5921060 | \$72,152 | 04/01/14 | | | AUTO |
| N/A | Napa | Napa County | DRY CREEK BRIDGE ON DRY CREEK ROAD, BRIDGE REPLACEMENT (TC) | BRIDGE | BRLO-5921061 | \$379,500 | 04/01/14 | | | AUTO |
| NAP110014 | Napa | NCTPA | NCTPA NAPA VALLEY VINE TRAIL, BIKE PATH | TCSP | CML-6429008 | \$1,700,000 | 09/16/14 | | | BIKE/PED |
| NAP130002 | Napa | NCTPA | SRTS Non Infrastructure Program Cycle 2 | CMAQ | CML-6429013 | \$420,000 | 03/12/14 | \$420,000 | | BIKE/PED |
| N/A | Napa | State-Managed | IN NAPA COUNTY, NEAR NAPA AT CUTTINGS WHARF ROAD, EMERGENCY RELIEF - EARTHQUAKE DAMAGE | ER | ER- | \$550,000 | 09/02/14 | | | AUTO |
| N/A | Napa | State-Managed | IN NAPA CO, AT WOODEN VALLEY, AT 0.3 MI N OF WILD HORSE VALLEY RD, EMERGENCY RELIEF - EARTHQUAKE DAMAGE | ER | ER-25E3001 | \$625,000 | 09/20/14 | | | AUTO |
| N/A | Napa | State-Managed | NEAR LAKE HENNESSY CITY W/O SILVERADO TRAIL, INSTALL ROCK SLOPE PROTECTION | ER | ER-43H1004 | (\$132,245) | 12/23/13 | | | AUTO |
| N/A | Napa | State-Managed | IN NAPA COUNTY FROM STATE ROUTE 29 TO 0.1 MILE WEST OF SOLANO COUNTY LINE, WIDEN HWY TO 4 LANES AND CONSTR RET WALLS | STP | STP-P012106 | \$13,583,528 | 09/26/14 | | | AUTO |
| N/A | Napa | State-Managed | IN NAPA ON SR-29 FROM S & N OF TRANCAS ST, CONSTRUCT INTERCHANGE | NHS | NHMA-FMA-P029059 | (\$85,560) | 03/26/14 | | | AUTO |
| N/A | Napa | State-Managed | NEAR CALISTOGA FROM 0.2 MILE NORTH OF SILVERADO TRAIL TO LAKE COUNTY LINE, OVERLAY OF EXISTING PAVEMENT (TC) | STP | STP-P029108 | (\$69,433) | 03/26/14 | | | AUTO |
| REG090058 | Napa | State-Managed | 0.3 MI S/O RT 12 EAST/AIRPORT BLVD JUNCTION TO NAPA RIVER BRIDGE, MAINTENANCE ASPHALT CONCRETE OVERLAY (TC) | NHS | NH-P029109 | (\$164,928) | 01/07/14 | | | AUTO |
| VAR110003 | Napa | State-Managed | IN/NEAR ST. HELENA FROM MEE LANE TO 0.1 MILE SOUTH OF SULPHUR CREEK BRIDGE, LEFT TURN CHANNELIZATION AND PAVEMENT REHAB (TC) | STP | STP-P029114 | \$18,967,000 | 08/20/14 | | | AUTO |
| VAR110044 | Napa | State-Managed | ABOUT 2 MILES SOUTH OF JUNCTION SR 128 AT CAPELL CREEK BRIDGE #21-0009, REPLACE BRIDGE (TC) | BRIDGE | BRSTP-P121025 | \$129,698 | 09/26/14 | | | AUTO |
| VAR110044 | Napa | State-Managed | IN NAPA COUNTY NEAR CITY OF NAPA AT SARCO CREEK BRIDGE #21-0008, BR REPLACEMENT (SCOUR)(TC) | BRIDGE | ACSTP-P121026 | \$2,998,000 | 09/26/14 | | | AUTO |
| VAR110031 | Napa | State-Managed | NEAR THE CITY OF NAPA ON SR 128 FROM KNOXVILLE RD TO THE SOLANO COUNTY LINE, MAINTENANCE ASPHALT OVERLAY (TC) | STP | STP-P128053 | \$3,271,850 | 09/26/14 | | | AUTO |
| REG090058 | Napa | State-Managed | NAPA COUNTY NEAR CALISTOGA ON ROUTE 128, BONDED WEARING COURSE OVERLAY (TC) | STP | STP-S128048 | (\$25,144) | 02/19/14 | | | AUTO |
| NAP090006 | Napa | Yountville | NORTH YOUNTVILLE BIKE ROUTE AND SIDEWALK EXTENSION, CROSSWALK IMPROVEMENTS, BIKE LANES & SIGNAGE (TC) | RIP-TE | RPSTPLE-5395002 | (\$127,989) | 06/20/14 | | | BIKE/PED |
| NAP090006 | Napa | Yountville | NORTH YOUNTVILLE BIKE ROUTE AND SIDEWALK EXTENSION, CROSSWALK IMPROVEMENTS, BIKE LANES & SIGNAGE (TC) | STP | RPSTPLE-5395002 | \$127,986 | 06/20/14 | | | BIKE/PED |
| NAP110006 | Napa | Yountville | SR 29 CORRIDOR FROM GREEN ISLAND ROAD TO SOUTH CITY LIMITS, DEVELOP STRATEGIC PLAN FOR TRANSIT SERVICE IMPROVE | STP | STPL-5470011 | \$475,000 | 07/15/14 | | | BIKE/PED |
| REG110044 | Regional | ACE | ACE Positive Train Control | STP | FTASTPL-6262015 | \$129,156 | 08/05/14 | \$129,156 | | RAIL |
| REG130006 | Regional | BAAQMD | Spare the Air Program | CMAQ | CML-6297003 | \$700,000 | 04/09/13 | \$700,000 | | OTHER |
| REG130006 | Regional | BAAQMD | Spare the Air Program | CMAQ | CML-6297003 | \$3,000,000 | 05/16/14 | \$3,000,000 | | OTHER |
| REG050020 | Regional | BART | BART Car Exchange (Preventive Maintenance) | STP+ | FTASTCML-6000061 | \$2,831,849 | 07/29/14 | | \$2,831,849 | RAIL |
| REG090003 | Regional | Caltrans | ROUTE 101 IN SONOMA COUNTY PM 13.9 TO PM 31.0, FPI PROJECT, INSTALL RAMP METERS,TC | STP | STP-6084185 | \$350,000 | 12/31/13 | \$350,000 | | AUTO |
| REG130003 | Regional | MTC-SAFE | FSP and Call Box Program | STP | STPL-6160025 | \$14,462,000 | 03/14/14 | | \$14,462,000 | AUTO |
| REG130003 | Regional | MTC-SAFE | SAN FRANCISCO BAY AREA FREEWAYS, BRIDGES., FREEWAY SERVICE PATROL, CALL BOX, SAFE CAPITAL (TC) | STP | STPL-6160025 | \$14,462,000 | 07/10/14 | \$14,462,000 | | AUTO |
| REG090042 | Regional | MTC | 511 Traveler Information | STP | STPCML-6084176 | \$20,875,000 | 11/06/13 | \$20,875,000 | | AUTO |
| REG090003 | Regional | MTC | Freeway Performance Initiative (FPI) | STP | STP-6084185 | \$350,000 | 12/31/13 | \$350,000 | \$17,887,000 | AUTO |
| REG110010 | Regional | MTC | Regional Bicycle Sharing Program | CMAQ | CML-6084188 | \$1,725,000 | 07/11/14 | | \$8,725,000 | BIKE/PED |

TABLE 1: FHWA LOCALLY AND STATE-MANAGED PROJECTS OBLIGATIONS, FFY 2013-14

| TIP ID/ EA | County | Agency | Project Name | Program | Federal Project ID | Obligation Amount | Obligation Date | FY14 Program Amt | Future Funding | Primary mode |
|------------|---------------|----------|--|---------|--------------------|-------------------|-----------------|------------------|----------------|--------------|
| REG110037 | Regional | MTC | Regional Planning - PDA Implementation | STP | STPL-6084186 | \$8,000,000 | 01/09/14 | | \$8,000,000 | PLANNING |
| REG110037 | Regional | MTC | Regional Planning - PDA Implementation | STP | STPL-6084187 | \$2,000,000 | 01/09/14 | \$2,000,000 | | PLANNING |
| REG090045 | Regional | MTC | Clipper Fare Collection System | CMAQ | CML-6084190 | \$10,691,476 | 7/11/2014 | \$2,691,476 | | RAIL |
| REG110015 | Regional | SCTA | Regional Dynamic Ridesharing Pilot | CMAQ | CML-6364010 | \$875,000 | 08/09/13 | | \$875,000 | AUTO |
| SF-110048 | San Francisco | BART | BART 24th Street Train Control Upgrade Project | STP+ | FTACMSPL-6000056 | \$2,000,000 | 04/17/14 | | \$2,000,000 | RAIL |
| SF-110026 | San Francisco | Caltrain | 34C0072, 22ND ST.OVER CALTRAIN, WEST OF 3RD., BRIDGE REPLACEMENT(TC) | STP | BRLO-6170023 | \$4,682,921 | 08/28/14 | | | RAIL |
| N/A | San Francisco | GGBHTD | GOLDEN GATE BRIDGE, SEISMIC RETROFIT PHASE II | BRIDGE | RPSTPL-6003010 | \$12,948 | 08/05/14 | | | AUTO |
| SF-070027 | San Francisco | SFCTA | Yerba Buena Island (YBI) Ramp Improvements | NHPP | BRLS-6272023 | \$18,500,000 | 09/18/14 | \$18,458,426 | \$62,989,194 | AUTO |
| SF-110049 | San Francisco | SFCTA | Treasure Island Congestion Pricing Program | VPP | VPPL-6272041 | \$480,000 | 08/15/13 | \$480,000 | | AUTO |
| SF-991030 | San Francisco | SFCTA | Doyle Drive Contract 4 - SB Battery Tunnel at Grade Detour | ARRA | SARRA-Q101153 | \$2,339,374 | 09/16/14 | | \$1,000,000 | AUTO |
| SF-991030 | San Francisco | SFCTA | Doyle Drive Contract 3 - Reconstruct Interchange, Construct Viaduct | NHPP | BRNH-X075029 | \$5,021,481 | 09/26/14 | | \$33,000,000 | AUTO |
| SF-991030 | San Francisco | SFCTA | Doyle Drive Contract N - Modify and Extend Storm Drain Outfall | NHS | ACNH-X075038 | (\$229,400) | 09/26/14 | | | AUTO |
| SF-130018 | San Francisco | SFDPH | SF Safe Routes to School Non-Infrastruce Program | CMAQ | CML-6447006 | \$1,439,000 | 04/14/14 | \$1,439,000 | | BIKE/PED |
| SF-110005 | San Francisco | SFDPW | GREAT HIGHWAY FROM SLOAT TO SKYLINE, RESTORATION | ER | ER-4802001 | (\$148,860) | 12/13/13 | | | AUTO |
| SF-010004 | San Francisco | SFDPW | FOURTH ST BRIDGE (CHINA BASIN) BR NO 34C-0027, SEISMIC RETROFIT & HBRR REHAB_ | BRIDGE | STPLZ-5934080 | (\$12,125,010) | 03/26/14 | | | AUTO |
| SF-110028 | San Francisco | SFDPW | HYDE EVANS L-LINE RICHARD MASON HIGHLAND_(SF), BRIDGE PRVENTIVE MAINTENANCE P | BRIDGE | BPMP-5934146 | (\$114,878) | 11/15/13 | | | AUTO |
| SF-070032 | San Francisco | SFDPW | LELAND AVE FR BAYSHORE TO RUTLAND, STREETSCAPE IMPROVEMENTS | RIP-TE | RPSTPLE-5934140 | (\$12,441) | 03/21/14 | | | BIKE/PED |
| SF-070032 | San Francisco | SFDPW | LELAND AVE FR BAYSHORE TO RUTLAND, STREETSCAPE IMPROVEMENTS | CMAQ | RPSTPLE-5934140 | (\$9,573) | 03/21/14 | | | BIKE/PED |
| SF-130011 | San Francisco | SFDPW | SF- Second Street Complete Streets and Road Diet | STP | STPL-5934171 | \$1,334,068 | 02/20/14 | \$1,334,068 | \$9,181,680 | BIKE/PED |
| SF-130012 | San Francisco | SFDPW | SF- Longfellow ES Safe Routes to School | CMAQ | CML-5934172 | \$192,812 | 12/30/13 | \$192,812 | \$477,495 | BIKE/PED |
| SF-130013 | San Francisco | SFDPW | SF-ER Taylor ES Safe Routes to School | CMAQ | CML-5934173 | \$155,786 | 11/27/13 | \$155,786 | \$363,845 | BIKE/PED |
| SF-130014 | San Francisco | SFDPW | SF- Broadway Chinatown Complete Streets | STP | STPL-5934174 | \$203,991 | 11/20/13 | \$203,991 | \$3,206,545 | BIKE/PED |
| SF-110032 | San Francisco | SFMTA | MASONIC AVENUE BETWEEN GEARY BLVD AND FELL ST, SIGNAL UPGRADE | HSIP | HSIPL-6328048 | \$739,000 | 08/07/14 | \$739,264 | | AUTO |
| SF-050030 | San Francisco | SFMTA | IN SAN FRANCISCO AT SOUTHERN FREEWAY VIADUCT BRIDGE #34-0046, REHABILITATE BRIDGE DECK (TC) | NHPP | NHPI-2801136 | (\$1,036,121) | 09/26/14 | | | BIKE/PED |
| SF-070036 | San Francisco | SFMTA | VARIOUS BIKE ROUTES IN SAN FRANCISCO, DEVELOP IMPROVEMENT PLANS | CMAQ | CML-6328014 | (\$8,632) | 06/26/14 | | | BIKE/PED |
| SF-110019 | San Francisco | SFMTA | VARIOUS INTERSECTIONS ON POWELL ST, WASHINGTON ST AND CLAY ST, PEDESTRAIN SAFETY IMPROVEMENT | SRTS | SRTSL-6328019 | \$151,510 | 07/29/14 | | | BIKE/PED |
| SF-110031 | San Francisco | SFMTA | VARIOUS UNCONTROLLED INTERSECTION IN SAN FRANCISCO, PEDESTRIAN SAFETY - CROSSWALKS, SIGNS AND MARKINGS | HSIP | HSIPL-6328047 | \$316,100 | 12/20/13 | \$316,100 | | BIKE/PED |
| SF-110034 | San Francisco | SFMTA | INTERSECTIONS OF ALEMANY BLVD/ONONDAGA AVE AND OCEAN AVE/OTSEGO AVE, SRTS - SAFETY IMPROVEMENTS | SRTS | SRTSL-6328050 | \$38,273 | 03/06/14 | | | BIKE/PED |
| SF-110029 | San Francisco | SFMTA | ORTEGA STREET FROM 20TH AVE TO GREAT HIGHWAY, BICYCLE AND PEDESTRIAN SAFETY IMPROVEMENTS | CMAQ | CML-6328052 | \$69,034 | 08/07/14 | | | BIKE/PED |
| SF-110037 | San Francisco | SFMTA | Linked Priced Electric Bikesharing | VPP | VPPL-6328054 | \$932,852 | 09/18/14 | \$1,166,996 | | BIKE/PED |

TABLE 1: FHWA LOCALLY AND STATE-MANAGED PROJECTS OBLIGATIONS, FFY 2013-14

| TIP ID/ EA | County | Agency | Project Name | Program | Federal Project ID | Obligation Amount | Obligation Date | FY14 Program Amt | Future Funding | Primary mode |
|------------|---------------|----------------|---|---------|--------------------|-------------------|-----------------|------------------|----------------|--------------|
| SF-110040 | San Francisco | SFMTA | VARIOUS INTERSECTIONS IN SAN FRANCISCO, CONTINENTAL CROSSWALKS AND YIELD LINES (TC) | RIP-TE | RPSTPLE-6328064 | \$250,000 | 05/05/14 | \$250,000 | | BIKE/PED |
| SF-130015 | San Francisco | SFMTA | Mansell Corridor Complete Streets | STP | STPL-6328066 | \$210,625 | 11/20/13 | \$210,625 | \$11,779,153 | BIKE/PED |
| SF-110056 | San Francisco | SFMTA | POLK STREET, BETWEEN POST AND UNION STREETS - 9 INTERSECTIONS, SIGNALS AND CURB RAMPS | HSIP | HSIPL-6328068 | \$252,900 | 04/27/14 | \$252,900 | | BIKE/PED |
| SF-110055 | San Francisco | SFMTA | 7 INTERSECTIONS ON SOUTH VAN NESS AVENUE, SIGNALS AND CURB RAMPS | HSIP | HSIPL-6328069 | \$261,900 | 06/08/14 | \$261,900 | | BIKE/PED |
| SF-050034 | San Francisco | SFMTA | Light Rail Vehicle Overhaul Program | STP+ | FTASTPL-6328070 | \$4,629,676 | 07/03/14 | \$4,629,676 | | RAIL |
| N/A | San Francisco | SFMTA | SAN FRANCISCO, CITYWIDE, PEDESTRIAN SAFETY/ACCESS EDUCA | STP | RPSTPLE-6328007 | (\$17,440) | 06/30/14 | | | BIKE/PED |
| N/A | San Francisco | State-Managed | SAN FRANCISCO CO ON I-80 AT PM 8.5, REHAB EYEBEAM CONNECTOR ON MAI (TC) | IM | BRIM-0801109 | (\$1,349) | 02/24/14 | | | AUTO |
| VAR110042 | San Francisco | State-Managed | SAN FRANCISCO AND SANTA CLARA COUNTIES ON VARIOUS ROUTES AND VARIOUS LOCATIONS, CONSTRUCT ADA CURB RAMPS (TC) | STP | STP-000C363 | \$2,433,974 | 09/26/14 | | | AUTO |
| SF-991030 | San Francisco | State-Managed | Doyle Drive Contract 3 - Reconstruct Interchange, Construct Viaduct | NHPP | BRNH-X075027 | \$14,773,215 | 07/29/14 | | | AUTO |
| VAR110044 | San Francisco | State-Managed | IN CITY AND COUNTY OF SAN FRANCISCO ON SR 101/280 INTERCHANGE, REPLACE BRIDGE RAILS (TC) | NHPP | NHP-X075042 | \$7,914,062 | 07/24/14 | | | AUTO |
| SM-110074 | San Mateo | Atherton | Atherton-Fair Oaks-Middlefield Preservation | STP | STPL-5261008 | \$285,000 | 09/12/14 | | \$285,000 | AUTO |
| REG110010 | San Mateo | BAAQMD | SAN FRANCISCO, SAN MATEO, SANTA CLARA COUNTRIES, REGIONAL BICYCLE SHARING PROGRAM (TC) | CMAQ | CML-6084188 | \$1,725,000 | 07/11/14 | \$1,725,000 | | BIKE/PED |
| BRT991003 | San Mateo | BART | WEST OAKLAND AERIAL STRUCTURES, SEISMIC RETROFIT | STP | STPLZ-6000040 | \$414,708 | 06/02/14 | | | BUS |
| BRT991003 | San Mateo | BART | SF TO DALY CITY, M-LINE AERIAL STRUCTURES, SEISMIC RETROFIT | STP | STPLZ-6000042 | (\$1,025,102) | 06/02/14 | | | BUS |
| SM-070005 | San Mateo | Belmont | OVERCROSS SR101 NORTH RALSTON EXIT, PEDESTRIAN OVERCROSSING | HPP | ESPSEHP-5268016 | (\$121,582) | 01/14/14 | | | BIKE/PED |
| SM-090041 | San Mateo | Brisbane | BAYSHORE BLVD FROM NORTHERN CITY LIMITS TO VALLEY DRIVE, INSTALL CLASS 2 BIKE PATH | STP | RPSTPLE-5376010 | (\$10,848) | 10/18/13 | | | BIKE/PED |
| SM-130026 | San Mateo | Caltrain | Caltrain Control Point Installation | STP+ | FTASTPL-6170033 | \$1,375,566 | 07/16/14 | \$1,375,566 | | RAIL |
| SM-130027 | San Mateo | Caltrain | Caltrain Off-peak Marketing Campaign | STP+ | FTASTPL-6170033 | \$44,200 | 07/16/14 | \$44,200 | | RAIL |
| SM-050028 | San Mateo | Caltrans | US 101 / Broadway Interchange Improvement | CMAQ | CML-6204113 | \$3,613,000 | 01/30/14 | \$3,613,000 | | AUTO |
| SM-130005 | San Mateo | Daly City | CALLAN BLVD: HICKEY BLVD TO WEMBLEY DR AND KING DR: VERDUCI DR TO GELLERT BLVD, ROAD RESURFACING | STP | STPL-5196038 | \$562,000 | 06/08/14 | | \$562,000 | AUTO |
| SM-110009 | San Mateo | Daly City | VARIOUS LOCATION AROUND DALY CITY, INSTALL ACCESS RAMP AND NEW SIDEWALKS | CMAQ | CML-5196036 | (\$1,203) | 11/05/13 | | | BIKE/PED |
| SM-070006 | San Mateo | East Palo Alto | US 101 University Ave Interchange Improvements | HPP | HPLUL-5438015 | \$240,000 | 11/27/13 | | \$1,407,000 | BIKE/PED |
| SM-090044 | San Mateo | Half Moon Bay | HALF MOON BAY ON ROUTE 1 BETWEEN NORTH MAIN STREET AND KELLY AVENUE, LANDSCAPE THE EXISTING MEDIANS (TEA PROJECT) | STP | STPE-P001550 | (\$25,000) | 03/26/14 | | | AUTO |
| SM-130010 | San Mateo | Menlo Park | Menlo Park Various Streets and Roads Preservation | STP | STPL-5273023 | \$427,000 | 06/08/14 | | \$427,000 | AUTO |
| SM-090024 | San Mateo | MTC | Regional Planning Activities and PPM - San Mateo | STP | STPL-6084175 | \$752,000 | 03/07/14 | \$752,000 | | PLANNING |
| SM-110073 | San Mateo | Pacifica | FY 2014-15 Linda Mar Boulevard Pavement Rehab | STP | STPL-5350020 | \$431,000 | 06/08/14 | | \$431,000 | AUTO |
| SM-050052 | San Mateo | Pacifica | SR1 San Pedro Creek Bridge Replacement | HPP | HPLULCML-6204111 | \$2,249,749 | 11/01/13 | \$2,250,000 | | AUTO |
| SM-050052 | San Mateo | Pacifica | SR1 San Pedro Creek Bridge Replacement | CMAQ | HPLULCML-6204111 | \$1,141,000 | 11/01/13 | \$1,141,000 | | AUTO |
| SM-130006 | San Mateo | Portola Valley | Town of Portola Valley Resurfacing Prog | STP | STPL-5390005 | \$224,000 | 04/27/14 | | \$224,000 | AUTO |
| SM-110060 | San Mateo | Redwood City | CHARTER ST BETWEEN STAMBAUGH AND SPRING, CROSSWALK, BULB OUT, CURB RAMP | SRTS | SRTSL-5029030 | \$578,000 | 05/29/14 | \$578,000 | | AUTO |

TABLE 1: FHWA LOCALLY AND STATE-MANAGED PROJECTS OBLIGATIONS, FFY 2013-14

| TIP ID/ EA | County | Agency | Project Name | Program | Federal Project ID | Obligation Amount | Obligation Date | FY14 Program Amt | Future Funding | Primary mode |
|------------|-----------|---------------------|---|---------|--------------------|-------------------|-----------------|------------------|----------------|--------------|
| VAR110045 | San Mateo | Redwood City | MAIN ST, VETERANS BLVD, AND MAPLE ST OVER REDWOOD CREEK, BRIDGE PREVENTATIVE MAINTENANCE | STP | BPMP-5029032 | \$23,239 | 03/21/14 | | | AUTO |
| SM-110026 | San Mateo | Redwood City | SHOREWAY ROAD, SKYWAY ROAD, AIRPORT WAY, BIKE LANES, SIGNAGE, BIKE LANE IMPROVEMENTS | CMAQ | CML-5029028 | (\$11,686) | 11/07/13 | | | BIKE/PED |
| SM-070031 | San Mateo | San Bruno | ON ROUTE 82, IN SAN BRUNO, FROM NOOR AVE TO SANTA LUCIA AVE, CONSTRUCT VARIOUS MEDIAN AESTHETIC AND SAFETY | STP | STPE-P082019 | (\$479,000) | 10/23/13 | | | AUTO |
| SM-110075 | San Mateo | San Carlos | Crestview Drive Pavement Rehabilitation-Phase 2 | STP | STPL-5267019 | \$412,000 | 12/17/13 | \$412,000 | | AUTO |
| SM-130014 | San Mateo | San Carlos | El Camino Real Pedestrian Upgrades | CMAQ | CML-5267020 | \$182,000 | 04/27/14 | \$182,000 | | BIKE/PED |
| SM-130012 | San Mateo | San Carlos | San Carlos Streetscape and Ped Improvments | CMAQ | CML-5267021 | \$125,000 | 12/17/13 | \$125,000 | \$725,000 | BIKE/PED |
| SM-110036 | San Mateo | San Mateo (City) | BERMUDA DRIVE - FIESTA CHANNEL BRIDGE, BRIDGE REHABILITATION_BR# 35C-0077 | BRIDGE | BRLS-5102033 | \$352,460 | 09/26/14 | | | AUTO |
| SM-110047 | San Mateo | San Mateo (City) | SR92/El Camino Real (SR82) Ramp Modifications | HPP | HP21L-6204106 | \$1,000,000 | 09/18/14 | \$1,000,000 | \$865,000 | AUTO |
| SM-110064 | San Mateo | San Mateo (City) | North Central Pedestrian Improvement Program | CMAQ | CML-5102042 | \$49,350 | 01/14/14 | \$49,350 | \$1,222,574 | BIKE/PED |
| SM-110020 | San Mateo | San Mateo County | CANADA, MIDDLEFIELD, SEMICIRCULAR, ALPINE, EDGEWOOD, CRESTVIEW, AC OVERLAY | STP | STPL-5935058 | (\$2,292) | 12/11/13 | | | AUTO |
| SM-050051 | San Mateo | SAMTRANS | SR 82 - El Camino Real Grand Boulevard Initiative | HPP | CML-5267020 | \$119,839 | 04/27/14 | \$297,620 | | BIKE/PED |
| SM-050051 | San Mateo | SAMTRANS | SR 82 - El Camino Real Grand Boulevard Initiative | HPP | HPLUL-6014005 | \$178,150 | 09/03/13 | \$178,150 | | BIKE/PED |
| SM-050051 | San Mateo | SAMTRANS | EL CAMINO REAL GRAND BLVD, STREETScape IMPROVEMENT | TCSP | TCSP-6014015 | \$365,232 | 05/16/14 | \$365,232 | | BIKE/PED |
| SM-030023 | San Mateo | SAMTRANS | SAMTRANS: Preventive Maintenance | STP+ | FTASTPL-6014016 | \$687,240 | 08/29/14 | \$687,240 | | BUS |
| SM-110051 | San Mateo | South San Francisco | GRAND AVE/ MAGNOLIA AVE, TRAFFIC SIGNALS INSTALLATION | HSIP | HSIPL-5177028 | \$307,375 | 07/02/14 | \$307,375 | | AUTO |
| SM-110023 | San Mateo | South San Francisco | GRAND,OYSTER POINT,HILLSIDE,GELLERT,RAILROAD,OAKMOUNT, ET AL, BIKE LANE INSTALLATION | CMAQ | CML-5177027 | (\$28,331) | 10/28/13 | | | BIKE/PED |
| SM-130013 | San Mateo | South San Francisco | EL CAMINO REAL (SR82) DR CHESTNUT TO ARROYO AVE, IMPROVE PED. CROSSINGS, BULB OUT, ADA RAMPS | CMAQ | CML-5177033 | \$150,000 | 01/31/14 | | \$1,000,000 | BIKE/PED |
| SM-979013 | San Mateo | State-Managed | SM CO NEAR PACIFIC ON RT 1 S/O LINDA MAR BLVD, CONSTRUCT TUNNELS, APPROACH RO | ER | ER-1187011 | \$16,282,082 | 06/03/14 | | | AUTO |
| SM-979013 | San Mateo | State-Managed | NEAR PACIFIC PM 1.3-PM 0.8 S/O LINDA MAR BLVD, MITIGATION AT DISPOSAL SITE | ER | ER-1187013 | \$2,440,754 | 09/26/14 | | | AUTO |
| N/A | San Mateo | State-Managed | SC CO LINE TO LARKSPUR DR. UC IN MILLBRAE, UPGRADE METAL BEAM BARRIER | IM | IM-2801110 | (\$20,466) | 04/09/14 | | | AUTO |
| N/A | San Mateo | State-Managed | VAR LOC FR 280/92 SEP TO JUNIPERO SERRA BRIDG, GRIND/REPLACE PCC SLAB | IM | IM-2801111 | (\$53,042) | 04/09/14 | | | AUTO |
| N/A | San Mateo | State-Managed | CRYSTAL SPRINGS SAFETY ROADSIDE REST AREA , UPGRADE TO MEET ADA/CAL-OSHA | IM | IM-2801117 | (\$683,025) | 06/26/14 | | | AUTO |
| N/A | San Mateo | State-Managed | IN SAN MATEO COUNTY NEAR BELMONT, AT BRIDGE #35-0245F AND BRIDGE #35-0244G, BRIDGE REPLACEMENT, SEISMIC RETROFIT (TC) | BRIDGE | IM-2801133 | \$165,365 | 02/11/14 | | | AUTO |
| N/A | San Mateo | State-Managed | RT 280 NEAR BELMONT FROM 0.2 MILE NORTH OF RANCHO PULGAS UC TO 0.3 MI SO SR 92, PAVEMENT PRESERVATION (TC) | IM | IM-2801135 | (\$308,387) | 03/26/14 | | | AUTO |
| VAR110044 | San Mateo | State-Managed | IN THE CITY OF SAN BRUNO, ON ROUTE 280 AT THE SNEATH LANE OVERCROSSING, SEISMIC RETROFIT (TC) | IM | NHPI-2801137 | \$2,168,000 | 08/20/14 | | | AUTO |
| N/A | San Mateo | State-Managed | SAN MATEO CO. NON INTERSTATE VAR. LOCATIONS, EMERGENCY REPAIR STORM DAMAGE | ER | ER-4362001 | (\$3,609,227) | 06/12/14 | | | AUTO |
| N/A | San Mateo | State-Managed | SAN MATEO CO. NON INTERSTATE VAR. LOCATIONS , PRELIMINARY ENGINEERING | ER | ER-4362005 | (\$5,000) | 03/26/14 | | | AUTO |
| VAR110044 | San Mateo | State-Managed | US 101 NEAR EAST PALO ALTO, AT THE SANTA CLARA COUNTY LINE, REPLACE BRIDGE STRUCTURE AT SF CREEK BRIDGE (TC) | NHPP | NHP-000C366 | \$21,905,975 | 09/26/14 | | | AUTO |
| VAR110042 | San Mateo | State-Managed | IN SAN MATEO COUNTY AT VARIOUS LOCATIONS., CONSTRUCT CURB RAMPS AND PASSAGEWAYS (TC) | STP | STP-000C378 | \$1,894,000 | 08/20/14 | | | AUTO |
| N/A | San Mateo | State-Managed | NR SKY LONDA S/O AND N/O ALPINE/PAGE MILL RD, STORM DAMAGE REPAIRS | ER | ER-43H8004 | (\$4,210) | 03/26/14 | | | AUTO |

TABLE 1: FHWA LOCALLY AND STATE-MANAGED PROJECTS OBLIGATIONS, FFY 2013-14

| TIP ID/ EA | County | Agency | Project Name | Program | Federal Project ID | Obligation Amount | Obligation Date | FY14 Program Amt | Future Funding | Primary mode |
|------------|-------------|---------------|--|------------|--------------------|-------------------|-----------------|------------------|----------------|--------------|
| MTC050011 | San Mateo | State-Managed | NEAR PESCADERO AND HALF MOON BAY, AT VARIOUS LOCATIONS, INSTALL SOFT MEDIAN BARRIER (TC) | HSIP | STP-P001558 | (\$239,576) | 01/09/14 | | | AUTO |
| VAR110005 | San Mateo | State-Managed | NEAR HALF MOON BAY APPROXIMATELY 0.8 MILE WEST OF PILARCITOS CREEK ROAD, STORM DAMAGE REPAIR (TC) | STP | STP-P092039 | \$313,163 | 07/11/14 | | | AUTO |
| MTC050006 | San Mateo | State-Managed | IN SAN MATEO COUNTY ON US - 101, FROM CITY OF SAN CARLOS, DESIGN BUILD RAMP METERING SYSTEM (TC) | NHS | NH-Q101202 | \$1,187,469 | 04/22/14 | | | AUTO |
| VAR110005 | San Mateo | State-Managed | SAN MATEO COUNTY NEAR SKY LONDA 2.6 MILES NORTH OF JUNCTION SR 35 AND 84, CONSTRUCT SOLDIER BEAM AND REPAIR SLIPOUT (TC) | STP | STP-S035008 | (\$254,994) | 08/15/14 | | | AUTO |
| REG070001 | San Mateo | State-Managed | ON ROUTE 84 IN SAN MATEO COUNTY NEAR LA HONDA, INSTALL COIR NETTING (TC) | STP | STP-S084038 | (\$304,293) | 02/19/14 | | | AUTO |
| N/A | San Mateo | State-Managed | 5500 BLOCK OF ALPINE ROAD, STITCH PIER 62' LENGTH AT 30' DEEP | REC TRAILS | ER-22X0001 | \$261,164 | 05/15/14 | | | BIKE/PED |
| N/A | San Mateo | State-Managed | PORTOLA RD, REPLACE CULVERT , HEAD WALL, TRASH RACK | REC TRAILS | ER-22X0005 | \$22,849 | 09/20/14 | | | BIKE/PED |
| REG090003 | Santa Clara | Caltrans | SANTA CLARA CO, I-280 FROM PM 2 TO PM 5.*, NEW TOS & RAMP METERING EQUIPM | ARRA | ARRAL-2801126 | (\$42,519) | 11/22/13 | | | AUTO |
| REG090003 | Santa Clara | Caltrans | SANTA CLARA CO, I-280 FROM PM 1.0 TO 4.5_*, NEW TOS & RAMP METERING EQUIPM | ARRA | ARRAL-2801127 | (\$667,261) | 12/04/13 | | | AUTO |
| SCL030008 | Santa Clara | Caltrans | ROUTE 87 (JULIAN ST TO RT 101) , LANDSCAPING ALONG NEW CORRIDOR | STP | STPL-6204067 | (\$622,289) | 03/27/14 | | | AUTO |
| REG090003 | Santa Clara | Caltrans | NEAR SAN JOSE FROM ROUTE 280 TO SCOTT CREEK ROAD, LANDSCAPE MITIGATION FOR RAMP METERING (TC) | CMAQ | CML-6204116 | \$160,000 | 09/18/14 | | | AUTO |
| SCL110058 | Santa Clara | Campbell | APRICOT AVE, CAMPBELL AVE, HACIENDA AVE (SEE COMMENT FOR REMAINING LOCATIONS), NEW RADAR SPEED PANEL INSTALLATION | HSIP | HSIPL-5306023 | (\$31,501) | 06/27/14 | | | AUTO |
| SCL130003 | Santa Clara | Campbell | Hamilton Avenue Preservation | STP | STPL-5306026 | \$279,000 | 01/30/14 | \$279,000 | | AUTO |
| SCL110138 | Santa Clara | Campbell | HARRIET AVE/ MC COY AVE/ SAN TOMAS AQUINO RD., INSTALL TRAFFIC SIGNALS, SIGNS, PAVEMENT MARKERS, | HSIP | HSIPL-5306027 | \$59,400 | 07/11/14 | \$59,400 | | AUTO |
| SCL110028 | Santa Clara | Campbell | Campbell Avenue Portals Bike/Ped Improvements | CMAQ | CML-5306021 | \$3,717,362 | 04/02/14 | \$3,718,000 | | BIKE/PED |
| SCL110116 | Santa Clara | Campbell | HACIENDA AVE BETWEEN WINCHESTER BLVD AND VIRGINIA AVE., STREETScape AND BICYCLE IMPROVEMENTS | TAP | RPSTPLE-5306024 | \$544,000 | 09/18/14 | | | BIKE/PED |
| SCL130009 | Santa Clara | Cupertino | Stevens Creek Blvd Preservation | STP | STPL-5318028 | \$735,000 | 03/26/14 | \$735,000 | | AUTO |
| N/A | Santa Clara | Gilroy | NON-INFRASTRUCTURE SAFE ROUTE TO SCHOOL, EDUCATIONAL PROGRAM | SRTS | SRTSLNI-5034021 | (\$64,015) | 01/09/14 | | | AUTO |
| SCL130025 | Santa Clara | Gilroy | Eigleberry Street Resurfacing | STP | STPL-5034025 | \$808,000 | 05/28/14 | \$808,000 | | AUTO |
| SCL110049 | Santa Clara | Gilroy | MULTIPLE LOCATIONS IN CITY OF GILROY, CROSSING WALKS, SIDEWALKS, BICYCLE LANES | STP | RPSTPLE-5034024 | (\$47,647) | 08/13/14 | | | BIKE/PED |
| SCL110049 | Santa Clara | Gilroy | MULTIPLE LOCATIONS IN CITY OF GILROY, CROSSING WALKS, SIDEWALKS, BICYCLE LANES | TAP | RPSTPLE-5034024 | \$47,647 | 08/13/14 | | | BIKE/PED |
| N/A | Santa Clara | Los Altos | GRANT,SPRINGER,HOMESTEAD,PORTLAND, ALMOND , IN-PAVEMENT XWALK IMPROVEMENT | STP | STPLHSR-5309010 | (\$8,294) | 03/26/14 | | | BIKE/PED |
| SCL110025 | Santa Clara | Los Gatos | UNIVERSITY AVENUE (SHELburnE WAY TO VASONA DAM), ROAD REHABILITATION | STP | STPL-5067019 | (\$45,943) | 02/20/14 | | | AUTO |
| VAR991010 | Santa Clara | Milpitas | NON-INFRASTRUCTURE SAFE ROUTE TO SCHOOL, EDUCATIONAL PROGRAM | SRTS | SRTSL-5314005 | (\$198,485) | 12/20/13 | | | AUTO |
| SCL130024 | Santa Clara | Monte Sereno | Monte Sereno Various Street and Road Preservation | STP | STPL-5339003 | \$250,000 | 03/21/14 | \$250,000 | | AUTO |
| SCL110018 | Santa Clara | Mountain View | CHURCH ST, CASTRO ST TO CALDERON AVE, ROAD REHAB | STP | STPL-5124025 | (\$6,504) | 10/22/13 | | | AUTO |
| SCL110096 | Santa Clara | Mountain View | MIDDLEFIELD RD: BETWEEN EASY ST AND SHORELINE BLVD, RECONSTRUCT MEDIAN ISLANDS | HSIP | HSIPL-5124029 | \$617,625 | 03/18/14 | \$652,500 | | AUTO |
| SCL130019 | Santa Clara | Mountain View | Mountain View Non-Infrastructure SRTS | CMAQ | CML-5124030 | \$500,000 | 04/01/14 | \$500,000 | | BIKE/PED |
| SCL110047 | Santa Clara | Palo Alto | SAN ANTONIO RD (SR101 TO ALMA ST), NEW MEDIAN, CURB RAMPS, UPGRADE TRAFFIC SIGNALS, | HSIP | HSIPL-5100015 | (\$48,696) | 11/27/13 | | | AUTO |
| SCL991007 | Santa Clara | San Jose | STEVENS CREEK BLVD. & WINCHESTER BLVD. ITS ., INSTALL ITS INFRASTRUCTURE | CMAQ | CML-5005064 | (\$3,003) | 02/19/14 | | | AUTO |
| SCL110040 | Santa Clara | San Jose | MINIDOKA AVE SIDEWALK IMPROVEMENT, PEDESTRIAN ORIENTED IMPROVEMEN | SRTS | SRTSL-5005097 | (\$219,776) | 12/11/13 | | | AUTO |

TABLE 1: FHWA LOCALLY AND STATE-MANAGED PROJECTS OBLIGATIONS, FFY 2013-14

| TIP ID/ EA | County | Agency | Project Name | Program | Federal Project ID | Obligation Amount | Obligation Date | FY14 Program Amt | Future Funding | Primary mode |
|------------|-------------|--------------------|--|---------|--------------------|-------------------|-----------------|------------------|----------------|--------------|
| SCL110107 | Santa Clara | San Jose | VARIOUS LOCATIONS (SEE STATE COMMENTS FOR ROADS & LIMITS OF WORK), ROAD REHAB | STP | STPL-5005120 | \$12,410,000 | 10/24/13 | | | AUTO |
| SCL130005 | Santa Clara | San Jose | San Jose Citywide Pavement Management Program | STP | STPL-5005134 | \$528,000 | 04/04/14 | \$528,000 | \$11,003,000 | AUTO |
| SCL050061 | Santa Clara | San Jose | SAN JOSE:SJSU/JAPANTOWN PEDESTRIAN IMPRVMT, PEDESTRIAN IMPROVEMENTS | CMAQ | CML-5005093 | (\$85,484) | 10/24/13 | | | BIKE/PED |
| SCL110034 | Santa Clara | San Jose | San Jose - San Carlos Multimodal Phase 2 | STP | STPCML-5005104 | \$1,703,646 | 10/22/13 | \$2,024,000 | | BIKE/PED |
| SCL110034 | Santa Clara | San Jose | San Jose - San Carlos Multimodal Phase 2 | CMAQ | STPCML-5005104 | \$326,700 | 10/22/13 | \$326,700 | | BIKE/PED |
| SCL110128 | Santa Clara | San Jose | NORTH FIRST ST: SR 237 TP BROKAW RD, INSTALL TUBULAR MARKETS, PAVEMENT TREATMENTS, | HSIP | HSIPL-5005123 | \$100,000 | 07/17/14 | | | BIKE/PED |
| SCL110136 | Santa Clara | San Jose | BUCKNALL RD. BETWEEN MAYFIELD TO WOODGLEN DR., CONSTRUCT CURB, GUTTER, SIDEWALK,PAVEMENT, LIGHTS | SRTS | SRTSL-5005124 | \$198,371 | 05/29/14 | \$198,371 | | BIKE/PED |
| SCL130007 | Santa Clara | San Jose | Jackson Ave Bicycle and Pedestrian Improvements | CMAQ | CML-5005125 | \$525,000 | 12/04/13 | \$525,000 | \$975,000 | BIKE/PED |
| SCL110057 | Santa Clara | San Jose | San Jose Walk N Roll - Safe Access | CMAQ | CML-5005126 | \$297,639 | 08/20/14 | \$297,639 | | BIKE/PED |
| SCL130010 | Santa Clara | San Jose | San Jose Pedestrian Oriented Traffic Signals | CMAQ | CML-5005127 | \$1,500,000 | 01/31/14 | \$1,500,000 | \$1,500,000 | BIKE/PED |
| SCL130008 | Santa Clara | San Jose | San Jose Walk N' Roll Phase II | CMAQ | CML-5005128 | \$1,000,000 | 05/28/14 | \$1,000,000 | | BIKE/PED |
| SCL130006 | Santa Clara | San Jose | San Jose Citywide SRTS Program | CMAQ | CML-5005133 | \$150,000 | 03/04/14 | \$150,000 | \$1,000,000 | BIKE/PED |
| SCL110135 | Santa Clara | San Jose | OCALA AVE: DAYTONA DR. TO E CAPITOL EXPRESSWAY, INSTALL TRAFFIC SIGNALS, CONSTRUCT SIDEWALK, | HSIP | HSIP-5005135 | \$149,700 | 05/05/14 | \$149,700 | | BIKE/PED |
| SCL130038 | Santa Clara | Santa Clara (City) | Santa Clara Various Streets and Roads Preservation | STP | STPL-5019032 | \$1,891,000 | 04/01/14 | \$1,891,000 | | AUTO |
| SCL130039 | Santa Clara | Santa Clara (City) | Santa Clara Non-Infrastructure SR2S Phase 2 | CMAQ | CML-5019033 | \$500,000 | 04/14/14 | \$500,000 | | BIKE/PED |
| SCL110094 | Santa Clara | Santa Clara County | STEVENS CRK. BR. ON STEVENS CANYON RD.37C-576, BRIDGE REPLACEMENT | BRIDGE | BRLO-5937046 | (\$56,433) | 02/24/14 | | | AUTO |
| SCL110095 | Santa Clara | Santa Clara County | STEVENS CRK.BR/STEVENS CANYON RD.37C0577, BRIDGE REPLACEMENT | BRIDGE | BRLO-5937047 | (\$95,516) | 02/24/14 | | | AUTO |
| SCL110045 | Santa Clara | Santa Clara County | FELTER RD B/T CALAVERAS AND SIERRA RD VARIOUS LOCATION, SHOULDER IMPROVEMENTS, GUARD RAILS, SIGNS, ET AL | HRRR | HRRRL-5937129 | (\$199,202) | 11/15/13 | | | AUTO |
| SCL090002 | Santa Clara | Santa Clara County | SAN TOMAS EXPRESSWAY BOX CULVERT REHABILITATION, REPAIR & RELINING CULVERT INVERT | STP | DEM08L-5937137 | (\$2,149,810) | 09/11/14 | | | AUTO |
| SCL110046 | Santa Clara | Santa Clara County | BLACK RD IMPROVEMENT (HWY17 TO SKYLINE BLVD), MBGR AND TRAFFIC CONTROL DEVIC | HSIP | HSIPL-5937138 | (\$84,192) | 10/24/13 | | | AUTO |
| SCL110060 | Santa Clara | Santa Clara County | BLOOMFIELD RD/CARNADERO CK,BR#37C0103, CONSTRUCT SCOUR COUNTERMEASURE | BRIDGE | BHLS-5937139 | (\$73,461) | 11/22/13 | | | AUTO |
| SCL110070 | Santa Clara | Santa Clara County | FRAZIER RD OVER FURLONG CREEK, BR#37C0534, CONSTRUCT SCOUR COUNTERMEASURE (TC) | BRIDGE | BHLO-5937140 | (\$67,830) | 10/18/13 | | | AUTO |
| SCL110062 | Santa Clara | Santa Clara County | MASTEN AVE /LLAGAS CREEK, BR#37C0170, CONSTRUCT SCOUR COUNTERMEASURE (TC) | BRIDGE | BHLO-5937142 | (\$76,660) | 11/15/13 | | | AUTO |
| SCL110067 | Santa Clara | Santa Clara County | BOWDEN CT/ LLAGAS CREEK, BRIDGE#37C0518, CONSTRUCT SCOUR COUNTERMEASURE (TC) | BRIDGE | BHLO-5937143 | (\$76,002) | 11/08/13 | | | AUTO |
| SCL110073 | Santa Clara | Santa Clara County | LLAGAS AVE/LLAGAS CREEK, BRIDGE#37C0550, CONSTRUCT SCOUR COUNTERMEASURE (TC) | BRIDGE | BHLO-5937145 | (\$103,437) | 10/24/13 | | | AUTO |
| SCL110089 | Santa Clara | Santa Clara County | WEST LITTLE LLAGAS CREEK BRIDGE (BR# 37C0377), BRIDGE PREVENTIVE MAINTENANCE | BRIDGE | BPMP-5937153 | (\$172,465) | 06/20/14 | | | AUTO |
| VAR110045 | Santa Clara | Santa Clara County | STEVENS CANYON RD/STEVEN CRK BRIDGE #37C0571, PLANT REPLACEMENT AND MONITORING (TC) | BRIDGE | BHLO-5937193 | \$25,500 | 08/12/14 | | | AUTO |
| VAR110045 | Santa Clara | Santa Clara County | HELYER AVENUE/COYOTE CREEK (BRIDGE #37C0541), PLANT REPLACEMENT AND MONITORING | BRIDGE | BHLS-5937194 | \$34,526 | 08/15/14 | | | AUTO |
| VAR110045 | Santa Clara | Santa Clara County | GILROY HOT SPRINGS RD / HOLLOW HUNTING CREEK, PLANT REPLACEMENT AND MONITORING (TC) | BRIDGE | BHLO-5937195 | \$27,000 | 08/15/14 | | | AUTO |
| SCL130037 | Santa Clara | Santa Clara County | Capitol Expressway ITS and Bike/Ped Improvements | CMAQ | CML-5937196 | \$1,269,000 | 02/07/14 | \$1,269,000 | \$6,966,000 | AUTO |

TABLE 1: FHWA LOCALLY AND STATE-MANAGED PROJECTS OBLIGATIONS, FFY 2013-14

| TIP ID/ EA | County | Agency | Project Name | Program | Federal Project ID | Obligation Amount | Obligation Date | FY14 Program Amt | Future Funding | Primary mode |
|------------|-------------|--------------------|---|------------|--------------------|-------------------|-----------------|------------------|----------------|--------------|
| SCL110134 | Santa Clara | Santa Clara County | WATSONVILLE RD: UVAS RD TO 0.18 MILES SOUTH OF SANTA TERESA BLVD, WIDEN AND PAVE SHOULDERS | HSIP | HSIPL-5937199 | \$207,000 | 08/20/14 | \$207,000 | | AUTO |
| SCL110015 | Santa Clara | Santa Clara County | ALMADEN EXPRESSWAY (SR87 TO HARRY RD), BIKE SIGNAL DETECTION | CMAQ | CML-5937166 | (\$53,296) | 05/05/14 | | | BIKE/PED |
| SCL130021 | Santa Clara | Santa Clara County | Santa Clara County NonInfrastructure SRTS Program | CMAQ | CML-5937200 | \$838,000 | 08/21/14 | | \$838,000 | BIKE/PED |
| SCL010040 | Santa Clara | Santa Clara VTA | 152/156 INTERCHANGE IMPROVEMENTS, CONSTRUCT FLYOVER (W/B152 - S/B 156) | HPP | HPLUL-6264029 | (\$191,816) | 06/26/14 | | | AUTO |
| SCL090029 | Santa Clara | Santa Clara VTA | SR237/I-880, EXPRESS CONNECTORS | VPP | VPPPL-6264048 | (\$62) | 06/27/14 | | | AUTO |
| SCL130020 | Santa Clara | Santa Clara VTA | Upper Penitencia Creek Multi-Use Trail | CMAQ+ | FTACML-6264061 | \$1,514,000 | 12/31/13 | | \$1,514,000 | BIKE/PED |
| SCL090031 | Santa Clara | Santa Clara VTA | Santa Clara Caltrain Station Bike/PedUndercrossing | CMAQ+ | FTACML-6264062 | \$1,251,000 | 02/12/14 | \$1,251,000 | | BIKE/PED |
| SCL110137 | Santa Clara | Santa Clara VTA | CAPITOL EXPWY BETWN EASTRIDGE LOOP AND TULLY RD & CAPITOL EXPWY/EASTRIDGE LOOP, SIDEWALKS, XWALK, MEDIAN FENCE & TRAFFIC SIGNAL | HSIP | HSIPL-6264063 | \$262,400 | 08/20/14 | | | BIKE/PED |
| SCL130040 | Santa Clara | Santa Clara VTA | Montague Expy Ped Bridge at Milpitas BART Study | CMAQ+ | -0414000236 | \$744,000 | 12/31/13 | \$744,000 | | BIKE/PED |
| SCL110113 | Santa Clara | Saratoga | IN THE CITY OF SARATOGA AT THE 4TH STREET BRIDGE OVER SARATOGA CREEK, BRIDGE REHABILITATION | BRIDGE | -5332020 | (\$92,957) | 06/26/14 | | | AUTO |
| SCL070026 | Santa Clara | Saratoga | DEANZA TRAIL BET SUNNYVALE&SARATOGA, BIKE AND PEDESTRIAN FACILITIES | CMAQ | CML-5332012 | (\$36,197) | 06/02/14 | | | BIKE/PED |
| SCL070038 | Santa Clara | Saratoga | BIG BASIN WAY - 6TH TO SARATOGA-LOS GATOS RD, PED/BICYCLE ENHANCEMENTS | CMAQ | CML-5332013 | (\$123,974) | 03/18/14 | | | BIKE/PED |
| SCL110017 | Santa Clara | Saratoga | BIG BASIN WAY (SARATOGA-LOS GATOS RD - 6TH ST), STREETSCAPE | CMAQ | CML-5332019 | (\$774,413) | 06/26/14 | | | BIKE/PED |
| N/A | Santa Clara | State-Managed | RTE 17/85 FWY I/C, CONST FWY I/C | STP | STP-DPU-0007001 | \$51,972 | 04/09/14 | | | AUTO |
| N/A | Santa Clara | State-Managed | RTE 17/85 FWY I/C, CONST FWY I/C | UrbMobProj | STP-DPU-0007001 | (\$51,972) | 04/09/14 | | | AUTO |
| N/A | Santa Clara | State-Managed | SR-87 IN SAN JOSE FROM JULIAN ST TO SR-101 . , UPGRADE TO 6 LANE FREEWAY | STP | DPM-0021001 | (\$190,656) | 03/28/14 | | | AUTO |
| N/A | Santa Clara | State-Managed | VAR. LOCATIONS FROM RT 680/101 TO ALPINE_RD., UPGRADE METAL TO CONCRETE BARR | IM | IM-2801113 | (\$43,184) | 04/09/14 | | | AUTO |
| VAR110003 | Santa Clara | State-Managed | IN CUPERTINO AND LOS ALTOS FROM TANTAU AVE OVERCROSSING TO FOOTHILL EXPRESSWAY, RESURFACE AC SHDER REPLACE PCC SLABS GUARDRAIL (TC) | NHPP | NHPI-2801140 | \$7,045,246 | 08/22/14 | | | AUTO |
| N/A | Santa Clara | State-Managed | IN SAN JOSE 0.4 MILE S/O STEVENS CREEK BLVD TO 0.2 MILE N/O OLD BAYSHORE HWY, REHABILITATE ROADWAY (TC) | IM | IM-8801061 | (\$2,028,041) | 06/26/14 | | | AUTO |
| N/A | Santa Clara | State-Managed | SANTA CLARA AND SAN BENITO COUNTIES AT VARIOUS LOCATIONS, INSTALL 3 CHANGEABLE MESSAGE SIGNS (TC) | NHPP | NHP-000C370 | \$837,307 | 09/26/14 | | | AUTO |
| N/A | Santa Clara | State-Managed | IN LOS GATOS ON STATE ROUTE 17, COLD PLANING, AC PAVEMENTS, AC OVERLAYING (TC) | STP | STP-P017105 | (\$812,548) | 10/24/13 | | | AUTO |
| MTC050011 | Santa Clara | State-Managed | NEAR LOS GATOS, SOUTH OF SUMMIT ROAD TO SOUTH OF BEAR CREEK ROAD, UPGRADE DRAINAGE SYSTEM, INST. MEDIAN BARRIER (TC) | NHPP | NH-P017106 | \$1,611,387 | 02/26/14 | | | AUTO |
| VAR110005 | Santa Clara | State-Managed | NEAR LEXINGTON HILLS FROM OLD SANTA CRUZ HWY TO LOS GATOS @ VARIOUS LOCATIONS, RECONSTRUCT SLOPE (TC) | NHPP | NHP-P017109 | \$715,935 | 09/26/14 | | | AUTO |
| N/A | Santa Clara | State-Managed | FROM 0.3 MILE N/O STEVENS CREEK BLVD O/C TO ROUTE 85/101 SEPARATION, REHABILITATE PAVEMENT (TC) | STP | STP-P085051 | (\$218,752) | 06/26/14 | | | AUTO |
| N/A | Santa Clara | State-Managed | NEAR GILROY, SR-152 FR PRUNEDALE AV TO RT 156 , CONSTRUCT TRUCK CLIMBING LANES | NHS | NH-P152068 | (\$89,189) | 03/26/14 | | | AUTO |
| N/A | Santa Clara | State-Managed | IN SCL CO FROM HOLSTIEN CREEK BRIDGE TO 1.7 KM EAST OF HOLSTIEN CREEK BRIDGE, CONSTRUCT LEFT TURN POCKET (TC) | NHS | HSNH-P152075 | (\$100,696) | 06/30/14 | | | AUTO |
| MTC050011 | Santa Clara | State-Managed | NEAR GILROY, ON ROUTE 152, FROM OLD LAKE RD. TO SAN FELIPE RD., REALIGN CURVE & UPGRADE SHOULDERS | HSIP | ACHSNHG-P152079 | \$2,391,950 | 09/26/14 | | | AUTO |
| MTC050011 | Santa Clara | State-Managed | IN SANTA CLARA FROM HECKER PASS TO UVAS CREEK, IMPROVE SIGHT DISTANCE, UPGRADE SHOULDERS | HSIP | HSSTPG-P152080 | \$1,348,455 | 09/26/14 | | | AUTO |
| VAR110003 | Santa Clara | State-Managed | IN THE CITY OF GILROY ON SR 152 FROM SR 101 TO SR 156, PAVEMENT PRESERVATION PROJECT (TC) | STP | NHP-P152083 | \$8,073,200 | 08/20/14 | | | AUTO |
| VAR110001 | Santa Clara | State-Managed | IN SANTA CLARA COUNTY FROM SAN BENITO COUNTY LINE TO 85 INTERCHANGE, INSTALL RAMP METERING AND TOS (TC) | HFL | NHP-HFL-Q101234 | \$2,000,000 | 09/26/14 | | | AUTO |

TABLE 1: FHWA LOCALLY AND STATE-MANAGED PROJECTS OBLIGATIONS, FFY 2013-14

| TIP ID/ EA | County | Agency | Project Name | Program | Federal Project ID | Obligation Amount | Obligation Date | FY14 Program Amt | Future Funding | Primary mode |
|------------|-------------|---------------|---|----------|--------------------|-------------------|-----------------|------------------|----------------|--------------|
| VAR110001 | Santa Clara | State-Managed | IN SANTA CLARA COUNTY FROM SAN BENITO COUNTY LINE TO 85 INTERCHANGE, INSTALL RAMP METERING AND TOS (TC) | NHPP | NHP-HFL-Q101234 | \$13,498,164 | 09/26/14 | | | AUTO |
| VAR110005 | Santa Clara | State-Managed | IN SARATOGA 0.84 MILE WEST OF SANBORN ROAD, STORM DAMAGE REPAIR/TIE-BACK WALL (TC) | STP | STP-S009018 | \$167,985 | 04/09/14 | | | AUTO |
| VAR110004 | Santa Clara | State-Managed | ON SR 9 AT VARIOUS LOCATIONS FROM 2.0 MILES EAST OF HEATHER HEIGHTS RD TO 6TH ST, UPGRADE SHLD AND PROVIDE MINOR REALIGNMENT (TC) | HSIP | HSSTP-S009019 | (\$603,735) | 09/26/14 | | | AUTO |
| VAR110004 | Santa Clara | State-Managed | IN SANTA CLARA, FROM HECKER PASS TO UVAS CREEK, UPGRADE SHDERS AND PROVIDE MINOR REALIGNMENT (TC) | HSIP | HSSTP-S152080 | (\$476,949) | 09/26/14 | | | AUTO |
| N/A | Santa Clara | State-Managed | SR-237 IN SCL CO AT ROUTE 880/237 SEPARATION, MODIFY ROUTE 237/880 INTERCHAN | STP | STP-S237007 | (\$6,163) | 11/05/13 | | | AUTO |
| N/A | Santa Clara | State-Managed | IN SANTA CLARA COUNTY AT VARIOUS LOCATIONS, UPGRADE BARRIER/GUARDRAIL END | HSIP | HSNHG-X085049 | (\$366,104) | 03/26/14 | | | AUTO |
| VAR110044 | Santa Clara | State-Managed | ROUTES 85, 87, 101, 237, 280, 680 AND 880 AT VARIOUS LOCATIONS, BRIDGE REHABILITATION (TC) | BRIDGE | STP-X085056 | \$2,566,122 | 08/20/14 | | | AUTO |
| N/A | Santa Clara | State-Managed | STANFORD AVE/EL CAMINO REAL INTERSECTION, IMPROVE PEDESTRIAN, BICYCLE AND TRANSIT ACCESS (TC) | STP | STPE-P082018 | (\$196,561) | 10/23/13 | | | BIKE/PED |
| N/A | Santa Clara | State-Managed | CITY OF SAN JOSE, U.S.D.O.T. #755082V, GRADE CROSSING HAZARD ELIMENAT | RAIL/HWY | STPLR-7500045 | (\$148,611) | 02/21/14 | | | RAIL |
| SCL130033 | Santa Clara | Sunnyvale | Duane Avenue Roadway Preservation | STP | STPL-5213050 | \$280,000 | 02/20/14 | \$280,000 | \$1,296,000 | AUTO |
| SOL130008 | Solano | Benicia | Benicia - East 2nd Street Preservation | STP | STPL-5003027 | \$495,000 | 04/14/14 | \$495,000 | | AUTO |
| SOL130009 | Solano | Benicia | Benicia Safe Routes to Schools Infrastructure Imps | CMAQ | CML-5003028 | \$100,000 | 04/14/14 | \$100,000 | | BIKE/PED |
| SOL050009 | Solano | Dixon | PARKWAY BLVD AND UPRR CROSSING, GRADE SEPARATION | EARMARK | DPC-0014005 | (\$180,017) | 12/23/13 | | | AUTO |
| N/A | Solano | Rio Vista | SR 12-RIO VISTA BRIDGE, PROJECT STUDY REPORT | HPP | HPLUL-5099011 | (\$9,997) | 03/26/14 | | | AUTO |
| SOL070019 | Solano | Rio Vista | VARIOUS LOCATIONS WITHIN THE CITY OF RIO VISTA, STREET NAME SIGN IMPROVEMENT/REPLACEMENT | HPP | HPLUL-5099013 | (\$1,338) | 10/22/13 | | | AUTO |
| SOL110028 | Solano | Solano County | ROBINSON ROAD AT BIG DITCH 23C-0185, REPLACE EXISTING BRIDGE (TC) | BRIDGE | BRL0-5923070 | (\$34,767) | 12/31/13 | | | AUTO |
| SOL070021 | Solano | Solano County | Travis AFB: South Gate Improvement Project | HPP | HPLUL-5923083 | \$119,600 | 08/19/14 | \$1,640,000 | | AUTO |
| VAR991007 | Solano | Solano County | CORDELIA ROAD BRIDGE AT SUISUN CREEK, ENVIRONMENTAL MITIGATION-PLANT | BRIDGE | BRLZ-5923085 | (\$22,465) | 08/07/14 | | | AUTO |
| SOL090027 | Solano | Solano County | ALLENDALE RD., BUNKER STATION RD, CANTELOW RD, KING RD, AND VARIOUS,, PAVEMENT REHABILITATION | STP | STPL-5923100 | \$212,973 | 07/17/14 | | | AUTO |
| SOL110017 | Solano | Solano County | VARIOUS STREETS IN SOLANO COUNTY, PAVEMENT REHABILITATION | STP | STPL-5923102 | (\$70) | 01/09/14 | | | AUTO |
| SOL110053 | Solano | Solano County | HARLEY RD: MIDWAY TO ALLENDALE RD, ROCKVILLE RD: ABERNATHY RD TO 1 MILE EAST, CONSTRUCT 4' PAVED SHOULDERS | HSIP | HSIPL-5923113 | \$75,150 | 04/14/14 | \$75,150 | | AUTO |
| SOL110052 | Solano | Solano County | CORDELIA RD: THOMASSON LN TO HALE RANCH RD LAKE HERMAN RD: NEAR SKY VALLEY RD, CONSTRUCT 4' PAVED SHOULDER | HSIP | HSIPL-5923114 | \$81,360 | 04/14/14 | \$81,360 | | AUTO |
| SOL110054 | Solano | Solano County | PUTAH CREEK RD:MARTINEZ LN TO 2 MILES EAST, DIXON AVE: JAHN RD TO 2 MILES EAST, CONSTRUCT 4' PAVED SHOULDERS | HRRR | HRRRL-5923115 | \$52,200 | 09/26/14 | \$52,200 | | AUTO |
| SOL050046 | Solano | Solano County | CORDELIA RD. FROM LOPES RD TO PITTMAN RD., PEDESTRIAN PATHS, BENCHES | STP | RPSTPLE-5923073 | (\$1,322) | 07/17/14 | | | BIKE/PED |
| SOL050046 | Solano | Solano County | CORDELIA RD. FROM LOPES RD TO PITTMAN RD., PEDESTRIAN PATHS, BENCHES | CMAQ | RPSTPLE-5923073 | (\$27,194) | 07/17/14 | | | BIKE/PED |
| SOL130007 | Solano | Solano County | Suisun Vallley Bicylc and Pedestrian Imps | STP | STPL-5923109 | \$248,000 | 11/08/13 | \$248,000 | \$927,000 | BIKE/PED |
| SOL090035 | Solano | Solano County | Vacaville-Dixon Bicycle Route (Phase 5) | CMAQ | CML-5923110 | \$60,000 | 01/13/14 | \$60,000 | | BIKE/PED |
| SOL070020 | Solano | STA | I-80/I-680/SR 12 Interchange Project | STP | STPL-6204117 | \$999,962 | 04/27/14 | \$1,000,000 | | AUTO |
| SOL070020 | Solano | STA | IN FAIRFIELD AT I-80 AND SR 12, CONSTRUCT A TWO-LANE WB I-80/WB SR 12 (TC) | NHPP | NHP-X095025 | \$18,433,689 | 09/26/14 | | | AUTO |
| SOL110019 | Solano | STA | Solano Safe Routes to School Program | CMAQ | CML-6249036 | \$1,256,000 | 04/01/14 | \$1,256,000 | | BIKE/PED |
| SOL110020 | Solano | STA | Eastern Solano / SNCI Rideshare Program | CMAQ | CML-6249027 | \$533,000 | 03/12/14 | \$533,000 | | BUS |

TABLE 1: FHWA LOCALLY AND STATE-MANAGED PROJECTS OBLIGATIONS, FFY 2013-14

| TIP ID/ EA | County | Agency | Project Name | Program | Federal Project ID | Obligation Amount | Obligation Date | FY14 Program Amt | Future Funding | Primary mode |
|------------|--------|---------------|--|-----------------|--------------------|-------------------|-----------------|------------------|----------------|--------------|
| SOL130010 | Solano | STA | Solano Transit Ambassador Program | CMAQ | CML-6249035 | \$250,000 | 03/14/14 | \$250,000 | | BUS |
| SOL110039 | Solano | STA | Local PDA Planning - Solano | STP | STPL-6249034 | \$1,577,000 | 04/01/14 | \$1,066,000 | | PLANNING |
| SOL130011 | Solano | STA | Local PCA Planning - Solano | STP | STPL-6249037 | \$75,000 | 05/28/14 | \$75,000 | | PLANNING |
| SOL070038 | Solano | SolTrans | BENICIA ON ROUTE 780 FROM ROUTE 680 TO E 5TH. , REHABILITATE ROADWAY | IM | IM-7802351 | (\$118,772) | 03/26/14 | | | BUS |
| N/A | Solano | State-Managed | IN SOLANO COUNTY, IN THE CITY OF VALLEJO, ON ROUTE 80 FROM REDWOOD, CONSTRUCT CONCRETE BARRIER | HSIP | HSIMG-0802361 | (\$189,528) | 06/26/14 | | | AUTO |
| VAR110037 | Solano | State-Managed | CITY OF VALLEJO 0.7 MILE E/O TENNESSEE ST O/C TO .20 MILE W/O REDWOOD ST O/C, UPGRADE DRAINAGE SYSTEMS (TC) | NHPP | NHPI-0802365 | \$854,549 | 09/26/14 | | | AUTO |
| VAR110003 | Solano | State-Managed | IN SOLANO COUNTY, FROM ROUTE 780 TO 80, REHABILITATE PAVEMENT (TC) | NHPP | NHPI-6801073 | \$18,921,000 | 08/20/14 | | | AUTO |
| N/A | Solano | State-Managed | SOL COUNTY RT 80 AT PM 27.0 & 28.3 , RECON SLOPE AND INSTALL DRAIN SYSTM | ER | ER-43D3004 | (\$29,315) | 03/26/14 | | | AUTO |
| N/A | Solano | State-Managed | FAIRFIELD/SUISUN CITY-RT 12 W/O CHADBOURNE RD, ASPHALT CONCRETE RESURFACING | RE DISTRIBUTION | STP-P012096 | \$299,478 | 04/22/14 | | | AUTO |
| N/A | Solano | State-Managed | SR 12 FROM OAKMONT DR TO AQUA CALIENTE RD , INSTALL SOFT MEDIAN BARRIER | STP | ACSTPHG-P012099 | (\$2,533) | 03/26/14 | | | AUTO |
| VAR110004 | Solano | State-Managed | NEAR RIO VISTA, FROM AZEVEDO RD TO LIBERTY ISLAND RD, SHOULDER WIDENING (TC) | NHPP | NHP-P012114 | \$1,612,908 | 09/26/14 | | | AUTO |
| VAR110004 | Solano | State-Managed | ON SR 113 NEAR DAVIS AT SR113/I-80 SEPARATION, INSTALL THRIE BEAM BARRIER IN THE MEDIAM | HSIP | HSNHPG-P113033 | \$426,976 | 08/20/14 | | | AUTO |
| N/A | Solano | State-Managed | SLO CO NR RIO VISTA FR 0.3 MI SOUTH OF ***, REPAIR FAILED PAVEMENT & SIDE (TC) | STP | STP-S084036 | (\$308,894) | 03/26/14 | | | AUTO |
| SOL090016 | Solano | Suisun City | MAIN ST. FROM SOLANO ST. TO LOTZ WAY, PAVEMENT REHABILITATION | ARRA | ESPL-5032024 | (\$4,333) | 11/27/13 | | | AUTO |
| SOL110046 | Solano | Suisun City | WALTERS RD. AND PINTAIL DRIVE INTERSECTION, NEW TRAFFIC SIGNAL, ADA RAMPS, PAVEMENT MARKINGS, | HSIP | HSIPL-5032027 | \$71,900 | 04/27/14 | \$71,900 | | AUTO |
| SOL130004 | Solano | Suisun City | Walters Road-Pintail Drive Preservation | STP | STPL-5032028 | \$356,000 | 05/01/14 | \$356,000 | | AUTO |
| SOL110016 | Solano | Vacaville | ULATIS CREEK FROM ULATIS DR TO LEISURE TOWN ROAD, CLASS 1 BIKE PATH | CMAQ | CML-5094046 | (\$54,997) | 05/19/14 | | | AUTO |
| SOL110048 | Solano | Vacaville | BUCK AVE OVER ALAMO CREEK, BRIDGE REHABILITATION | BRIDGE | BRLS-5094057 | \$270,217 | 09/16/14 | | | AUTO |
| VAR110045 | Solano | Vacaville | ON ALDRIDGE ROAD, APPROXIMATELY 500' WEST OF EUBANKS DRIVE, OVER PUTAH SOUTH CR, BRIDGE REHABILITATION (TC) | BRIDGE | BRLO-5094058 | \$237,055 | 09/04/14 | | | AUTO |
| SOL110043 | Solano | Vacaville | Vacaville Various Street and Roads Preservation (DEPOT ST,LEISURE TOWN RD,BROWNS VALLEY PKWY,E MONTE VISTA AV,ALLISON DR,DAVIS ST) | STP | STPL-5094060 | \$1,231,000 | 03/07/14 | \$1,231,000 | | AUTO |
| SOL130006 | Solano | Vacaville | Ulatis Creek Bike/Ped Path & Stscoe McCellan-Depot | CMAQ | CML-5094061 | \$150,000 | 12/31/13 | \$150,000 | \$350,000 | BIKE/PED |
| SOL130005 | Solano | Vacaville | Allison Bicycle / Ped Improvements | CMAQ | CML-5094062 | \$66,000 | 01/16/14 | \$66,000 | \$384,000 | BIKE/PED |
| SOL130016 | Solano | Vacaville | Vacaville SRTS Infrastructure Improvements | CMAQ | CML-5094063 | \$26,500 | 02/20/14 | \$26,500 | \$276,707 | BIKE/PED |
| SOL110037 | Solano | Vallejo | Sonoma Boulevard Improvements HSIP5-04-031 | HSIP | HSIPL-5030057 | \$51,660 | 11/08/13 | \$311,300 | | AUTO |
| SOL110035 | Solano | Vallejo | Vallejo Downtown Streetscape | TCSP | TCSPCML-5030058 | \$1,150,000 | 07/11/14 | \$1,150,000 | \$1,306,000 | BIKE/PED |
| SOL110035 | Solano | Vallejo | Vallejo Downtown Streetscape | CMAQ | TCSPCML-5030058 | \$784,000 | 07/11/14 | \$784,000 | \$1,306,000 | BIKE/PED |
| SON070026 | Sonoma | Caltrans | Rehab King Ridge Bridge over Austin Crk 20C0433 | BRIDGE | BRLO-5920146 | \$200,000 | 09/16/14 | \$85,000 | \$1,502,550 | AUTO |
| SON050031 | Sonoma | Cloverdale | JEFFERSON STREET FROM W. 3RD ST. TO W. 1ST ST, PAVEMENT REHABILITATION | STP | STPL-5039020 | (\$35,000) | 07/03/14 | | | AUTO |
| SON110015 | Sonoma | Cotati | City of Cotati Train Depot | CMAQ | CML-5383009 | \$200,000 | 01/14/14 | \$200,000 | | RAIL |
| VAR110045 | Sonoma | Healdsburg | HEALDSBURG AVE. BRIDGE OVER THE RUSSIAN RIVER 20C0065, BRIDGE REHABILITATION | BRIDGE | BRLS-5027010 | \$12,436,695 | 04/08/14 | | | AUTO |

TABLE 1: FHWA LOCALLY AND STATE-MANAGED PROJECTS OBLIGATIONS, FFY 2013-14

| TIP ID/ EA | County | Agency | Project Name | Program | Federal Project ID | Obligation Amount | Obligation Date | FY14 Program Amt | Future Funding | Primary mode |
|------------|--------|------------------------------|---|---------|--------------------|-------------------|-----------------|------------------|----------------|--------------|
| SON110029 | Sonoma | Petaluma | ELY BLVD AT SPOONBILL AVE., AND CASA GRANDE RD AT CRINELLA DR., NEW IN-PAYMENT X-WALK LIGHTS, UPGRADE SIDEWALKS | HSIP | HSIPL-5022051 | (\$16,413) | 02/24/14 | | | AUTO |
| SON110048 | Sonoma | Petaluma | LAKEVILLE HWY(SR116) / PINE VIEW WAY, SAFETY IMPROVEMENT | HSIP | HSIPL-5022054 | \$43,200 | 07/02/14 | | | AUTO |
| SON130002 | Sonoma | Petaluma | Petaluma Complete Streets | STP | STPL-5022055 | \$239,000 | 12/04/13 | \$239,000 | \$1,609,000 | AUTO |
| SON130020 | Sonoma | Petaluma | Petaluma Transit: Transit Signal Priority System | STP+ | FTASTPL-5022056 | \$152,222 | 08/08/14 | \$152,222 | | BUS |
| VAR991010 | Sonoma | Santa Rosa | VARIOUS SCHOOLS WITHIN THE CITY OF SANTA ROSA, SAFE ROUTE TO SCHOOLS | SRTS | SR2SF-5028047 | (\$12,714) | 03/18/14 | | | AUTO |
| SON110011 | Sonoma | Santa Rosa | MISSION BLVD, OCCIDENTAL RD, AND STEELE LN, ROADWAY REHABILITATION | STP | STPL-5028064 | (\$56,441) | 09/02/14 | | | AUTO |
| SON110027 | Sonoma | Santa Rosa | INTERSECTION OF TOKAY ST./ AMETHYST WAY, CONSTRUCT AND WIDEN SIDEWALKS | SRTS | SRTS-5028058 | \$98,286 | 07/25/14 | | | BIKE/PED |
| SON090031 | Sonoma | Santa Rosa | 6TH STREET UNDERCROSS, PEDESTRIAN AND BIKE PATH IMPROVEMENT | RIP-TE | RPSTPLE-5028065 | (\$13) | 12/17/13 | | | BIKE/PED |
| SON130006 | Sonoma | Santa Rosa | THIRD ST BETWEEN MORGAN AND B ST., PEDESTRIAN IMPROVEMENTS | CMAQ | CML-5028072 | \$126,000 | 07/02/14 | | | BIKE/PED |
| SON110056 | Sonoma | Santa Rosa | 114 INTERSECTION THROUGHOUT THE CITY OF SANTA ROSA., CROSS WALK ENHANCEMENT | HSIP | HSIPL-5028073 | \$149,500 | 03/14/14 | \$149,500 | | BIKE/PED |
| SON130021 | Sonoma | Santa Rosa | Roseland Area / Sebastopol Rd Priority Development | STP | STPL-5028075 | \$647,000 | 09/16/14 | | \$647,000 | PLANNING |
| SON130018 | Sonoma | Santa Rosa City Bus | CityBus COA and Service Plan | STP+ | FTASTPL-5028074 | \$100,000 | 07/31/14 | \$100,000 | | BUS |
| N/A | Sonoma | Sebastopol | SEBASTOPOL UNION SCHOOL DISTRICT, IMPLEMENTATION OF SRTS PROGRAM | SRTS | SRTSL-5123011 | (\$7,110) | 10/18/13 | | | AUTO |
| SON110046 | Sonoma | Sonoma (City) | CHASE STREET BRIDGE OVER NATHANSON CREEK, BRIDGE REPLACEMENT | BRIDGE | BRLS-5114016 | \$148,136 | 09/12/14 | | | AUTO |
| VAR991007 | Sonoma | Sonoma County | VARIOUS LOCATIONS (SEE STATE COMMENTS), SEISMIC RETROFIT | BRIDGE | STPLZ-5920030 | (\$114,641) | 02/25/14 | | | AUTO |
| VAR991010 | Sonoma | Sonoma County | KINLEY DRIVE, UPGRADE METAL BEAM GUARDRAIL | STP | -5920101 | (\$22,500) | 03/14/14 | | | AUTO |
| SON090001 | Sonoma | Sonoma County | Replace Geysers Bridge over Sulpher Crk 20C0005 | BRIDGE | STPLZ-5920111 | \$627,135 | 09/12/14 | \$627,135 | \$6,866,964 | AUTO |
| SON090028 | Sonoma | Sonoma County | LEVERONI ROAD, BODEGA HIGHWAY, MARK WEST SPRINGS ROAD, BENNETT VALLEY ROAD., ROAD REHABILITATION | ARRA | ESPL-5920121 | (\$85,147) | 11/22/13 | | | AUTO |
| SON110025 | Sonoma | Sonoma County | Replace Hauser Bridge over Gualala River 20C0240 | BRIDGE | BRL0-5920125 | \$468,750 | 09/11/14 | \$468,750 | \$5,594,000 | AUTO |
| VAR110045 | Sonoma | Sonoma County | ON RIVER RD AT GILL CREEK ABOUT 2.0 MILES NW OF STATE HWY 128, REPLACE BRIDGE (TC) | STP | BRL0-5920144 | \$868,250 | 07/31/14 | | | AUTO |
| SON130001 | Sonoma | Sonoma County | Sonoma County Urban Footprint Planning | STP | STPL-5920141 | \$250,000 | 02/20/14 | \$250,000 | | PLANNING |
| SON070002 | Sonoma | Sonoma County Regional Parks | SANTA ROSA CREEK TRAIL REACH-F, CONSTRUCT BIKE AND PEDDESTRIAN | RIP-TE | RPSTPLE-5920107 | (\$107,376) | 06/26/14 | | | BIKE/PED |
| SON110050 | Sonoma | Sonoma County Regional Parks | Central Sonoma Valley Trail | CMAQ | CML-5920142 | \$160,000 | 12/31/13 | \$160,000 | \$340,000 | BIKE/PED |
| SON130019 | Sonoma | Sonoma County Transit | Sonoma County Transit: CNG Bus Replacements | STP+ | FTASTPL-6331003 | \$173,052 | 07/16/14 | \$173,052 | | BUS |
| N/A | Sonoma | State-Managed | SONOMA CO. NON INTERSTATE AT VAR. LOCATIONS, PRELIMINARY ENGINEERING | ER | ER-4376005 | (\$2,157,628) | 12/23/13 | | | AUTO |
| N/A | Sonoma | State-Managed | RIVER ROAD AT 14.19PM, EMERGENCY OPENING | ER | ER-4442086 | (\$1,891,633) | 07/11/14 | | | AUTO |
| N/A | Sonoma | State-Managed | SONOMA CO., SR 128 AT GEYSERVILLE, AT THE RUSSIAN RIVER BRIDGE, EMERGENCY RELIEF -- STORM DAMAGE REPAIR | ER | ER-4717001 | \$1,840,000 | 04/16/14 | | | AUTO |
| N/A | Sonoma | State-Managed | SON CO, NEAR THE TOWN OF GUERNEVILLE, ADJACENT TO POCKET CYN CREEK, EMERGENCY RELIEF -- STORM DAMAGE REPAIR | ER | ER-4718001 | \$645,000 | 09/23/14 | | | AUTO |
| N/A | Sonoma | State-Managed | SON CO, NEAR THE TOWN OF GUERNEVILLE, ADJACENT TO POCKET CYN CREEK, EMERGENCY RELIEF -- STORM DAMAGE REPAIR | ER | ER-4718005 | \$1,463,401 | 09/23/14 | | | AUTO |
| N/A | Sonoma | State-Managed | ON ROUTE 116 PM 45.2 , REBUILD SHOULDER & ADDL DRAINAGE | ER | ER-43D2004 | (\$12,105) | 03/26/14 | | | AUTO |
| N/A | Sonoma | State-Managed | NEAR JENNER 4.5 MILES EAST OF ROUTE 1, CONSTRUCT SOIL NAIL WALL | ER | ER-43F6004 | (\$1) | 02/24/14 | | | AUTO |

TABLE 1: FHWA LOCALLY AND STATE-MANAGED PROJECTS OBLIGATIONS, FFY 2013-14

| TIP ID/ EA | County | Agency | Project Name | Program | Federal Project ID | Obligation Amount | Obligation Date | FY14 Program Amt | Future Funding | Primary mode |
|--------------|--------|---------------|---|--------------|--------------------|----------------------|-----------------|----------------------|----------------------|--------------|
| VAR110005 | Sonoma | State-Managed | ON SR 1 APPROXIMATELY 0.5 MILE NORTH OF JENNER, STORM DAMAGE REPAIR (TC) | STP | STP-P001579 | \$418,222 | 08/28/14 | | | AUTO |
| VAR110005 | Sonoma | State-Managed | NEAR TOWN OF JENNER, 3.1 MILES SOUTH OF FORT ROSS ROAD, REPLACE CULVERT (TC) | STP | STP-P001581 | \$1,724,818 | 09/26/14 | | | AUTO |
| VAR110005 | Sonoma | State-Managed | NEAR JENNER, NORTH OF FORT ROSS STATE HISTORIC PARK, CONSTRUCT TIE-BACK RETAINING WALL (TC) | STP | STP-P001582 | \$2,331,660 | 09/26/14 | | | AUTO |
| VAR110044 | Sonoma | State-Managed | NEAR CITY OF SEBASTOPOL AT LAGUNA DE SANTA ROSA BRIDGE, BRIDGE REPLACEMENT (SCOURING) (TC) | STP | STP-P012113 | (\$1,433,149) | 09/26/14 | | | AUTO |
| VAR110031 | Sonoma | State-Managed | IN SANTA ROSA FROM MISSION BLVD TO 0.3 MILE EAST OF SANTA ROSA CREEK BRIDGE, MAINTENANCE ASPHALT OVERLAY (TC) | NHPP | NHP-P012117 | \$2,656,415 | 07/11/14 | | | AUTO |
| N/A | Sonoma | State-Managed | IN SONOMA CO ON RTS 1,12 & 116 AT VARIOUS LOC, UPGRADE MBGR AND END TERMINALS | STP | HSSTPG-P097035 | (\$1,167,199) | 01/09/14 | | | AUTO |
| N/A | Sonoma | State-Managed | SONOMA CO RTES 101,121 & 128 @ VARIOUS LOCS , UPGRADE MBGR AND END TERMINALS | EQUITY BONUS | SHNHG-P097036 | (\$559,011) | 06/27/14 | | | AUTO |
| N/A | Sonoma | State-Managed | SONOMA CO RTS 12,37,116 & 121 VARIOUS LOCS, UPGRADE MBGR AND END TERMINALS | STP | HSSTPG-P097037 | (\$618,317) | 01/09/14 | | | AUTO |
| N/A | Sonoma | State-Managed | NR CLOVERDALE N/O HIATT RD-PRESTON OH UNIT 2, R/W; CONST 4-LANE FREEWAY | NHS | NH-FFMA-FF-P101568 | (\$38) | 02/24/14 | | | AUTO |
| VAR110005 | Sonoma | State-Managed | ON SR 128 NEAR CLOVERDALE AT PM 1.8 WEST OF CLOVERDALE BLVD, INSTALL SEGMENTED PILE RETAINING WALL (TC) | STP | STP-P128054 | \$1,841,400 | 08/20/14 | | | AUTO |
| N/A | Sonoma | State-Managed | SONOMA COUNTY IN AND NEAR CLOVERDALE ON ROUTE 101, REPLACE AND GRIND EXISTING CONCRETE PAVEMENT (TC) | NHS | NH-Q101204 | (\$127,333) | 03/26/14 | | | AUTO |
| SON110001 | Sonoma | State-Managed | IN THE CITY OF SANTA ROSA AT COLLEGE AVENUE UNDERCROSSING, MAJOR WIDENING PROJECT (TC) | NHPP | NHP-Q101236 | \$2,681,303 | 09/26/14 | | | AUTO |
| MTC050011 | Sonoma | State-Managed | IN SONOMA COUNTY ON SR 12 AND 121, MODIFY INTERSECTION AND SIGNALIZE (TC) | HSIP | HSSTP-X097041 | \$503,272 | 02/20/14 | | | AUTO |
| SON110044 | Sonoma | Windsor | OLD REDWOOD HWY: WINDSOR RIVER RD/CONDE LN TO 4TH ST, PEDESTRIAN AND BIKE PATH | TAP | RPSTPLE-5472017 | \$497,000 | 08/26/14 | | | BIKE/PED |
| SON130003 | Sonoma | Windsor | Jaguar Way/Windsor Road Bicycle /Ped Improvements | CMAQ | CML-5472018 | \$108,000 | 03/14/14 | \$108,000 | \$522,000 | BIKE/PED |
| TOTAL | | | | | | \$611,064,906 | | \$204,869,841 | \$259,002,649 | |

TABLE 2: FEDERAL TRANSIT ADMINISTRATION OBLIGATIONS, FFY 2013-14

| TIP ID/ EA | Operator | Project Description | Fund Source | FTA Grant Number | FY14 Program Amount | FTA Grant Obligation Date | FTA Grant Obligation Amount | Future Funding | Primary mode |
|------------|--------------------------|--|-------------------------|------------------|---------------------|---------------------------|-----------------------------|----------------|--------------|
| ALA110106 | AC Transit | AC Transit: Farebox Replacement | FTA Sec. 5309 - Bus | CA-04-0263 | | 01/24/2014 | 7,500,000 | | BUS |
| ALA010034 | AC Transit | AC Transit: Facilities Upgrade | FTA Sec. 5307 - Capital | CA-90-Z058 | | 05/12/2014 | 10,000,000 | | BUS |
| ALA110116 | AC Transit | AC Transit: Bus Diesel Particulate Filters | FTA Sec. 5307 - Capital | CA-90-Z058 | | 05/12/2014 | 795,225 | | BUS |
| ALA990052 | AC Transit | AC Transit: Paratransit Van Replacement | FTA Sec. 5307 - Capital | CA-90-Z058 | | 05/12/2014 | 1,433,386 | | BUS |
| ALA990076 | AC Transit | AC Transit: ADA Paratransit Assistance | FTA Sec. 5307 - Capital | CA-90-Z058 | | 05/12/2014 | 3,933,205 | | BUS |
| ALA110106 | AC Transit | AC Transit: Farebox Replacement | FTA Sec. 5307 - Capital | CA-90-Z153 | 2,000,000 | 08/05/2014 | 2,000,000 | | BUS |
| ALA110117 | AC Transit | AC Transit: Procure (28) 40-ft Urban Buses | FTA Sec. 5307 - Capital | CA-90-Z153 | 11,456,348 | 08/05/2014 | 11,456,348 | | BUS |
| ALA110118 | AC Transit | AC Transit: Procure (40) 40-ft Urban Buses | FTA Sec. 5307 - Capital | CA-90-Z153 | 14,064,209 | 08/05/2014 | 14,064,209 | | BUS |
| ALA130002 | AC Transit | AC Transit: Procure (27) 60' Artic Hybrid Buses | FTA Sec. 5307 - Capital | CA-90-Z153 | 22,303,145 | 08/05/2014 | 22,303,145 | | BUS |
| ALA990052 | AC Transit | AC Transit: Paratransit Van Replacement | FTA Sec. 5307 - Capital | CA-90-Z153 | 1,433,386 | 08/05/2014 | 1,433,386 | | BUS |
| ALA990076 | AC Transit | AC Transit: ADA Paratransit Assistance | FTA Sec. 5307 - Capital | CA-90-Z153 | 3,987,520 | 08/05/2014 | 3,987,520 | | BUS |
| BRT97100B | BART | BART: Rail, Way and Structures Program | FTA Sec. 5309 - FG | CA-05-0277 | | 11/08/2013 | 726,392 | | RAIL |
| ALA090065 | BART | BART: Fare Collection Equipment | FTA Sec. 5337 - SGR | CA-54-0007 | | 11/08/2013 | 6,067,914 | | RAIL |
| BRT030004 | BART | BART Train Control Renovation | FTA Sec. 5337 - SGR | CA-54-0007 | | 11/08/2013 | 13,000,000 | | RAIL |
| BRT030005 | BART | BART: Traction Power System Renovation | FTA Sec. 5337 - SGR | CA-54-0007 | | 11/08/2013 | 13,000,000 | | RAIL |
| BRT97100B | BART | BART: Rail, Way and Structures Program | FTA Sec. 5337 - SGR | CA-54-0007 | | 11/08/2013 | 12,273,608 | | RAIL |
| REG050020 | BART | BART Car Exchange (Preventive Maintenance) | FTA Sec. 5337 - SGR | CA-54-0007 | | 11/08/2013 | 60,246,809 | | RAIL |
| REG090037 | BART | BART: Railcar Procurement Program | FTA Sec. 5337 - SGR | CA-54-0007 | | 11/08/2013 | 500,000 | | RAIL |
| ALA090065 | BART | BART: Fare Collection Equipment | FTA Sec. 5337 - SGR | CA-54-0023 | 6,067,914 | 08/18/2014 | 6,067,914 | | RAIL |
| BRT030004 | BART | BART Train Control Renovation | FTA Sec. 5337 - SGR | CA-54-0023 | 13,000,000 | 08/18/2014 | 13,000,000 | | RAIL |
| BRT030005 | BART | BART: Traction Power System Renovation | FTA Sec. 5337 - SGR | CA-54-0023 | 13,000,000 | 08/18/2014 | 13,000,000 | | RAIL |
| BRT97100B | BART | BART: Rail, Way and Structures Program | FTA Sec. 5337 - SGR | CA-54-0023 | 13,000,000 | 08/18/2014 | 13,000,000 | | RAIL |
| REG050020 | BART | BART Car Exchange (Preventive Maintenance) | FTA Sec. 5337 - SGR | CA-54-0023 | 66,900,255 | 08/18/2014 | 66,900,255 | | RAIL |
| REG090037 | BART | BART: Railcar Procurement Program | FTA Sec. 5337 - SGR | CA-54-0023 | 500,000 | 08/18/2014 | 500,000 | | RAIL |
| ALA110090 | BART | Enterprise Asset Management | FTA Sec. 5307 - Capital | CA-90-Z079 | | 01/08/2014 | 2,000,000 | | RAIL |
| BRT99T01B | BART | ADA Paratransit Capital Accessibility Improve | FTA Sec. 5307 - Capital | CA-90-Z079 | | 01/08/2014 | 2,962,268 | | RAIL |
| REG050020 | BART | BART Car Exchange (Preventive Maintenance) | FTA Sec. 5307 - Capital | CA-90-Z079 | | 01/08/2014 | 11,753,191 | | RAIL |
| BRT99T01B | BART | ADA Paratransit Capital Accessibility Improve | FTA Sec. 5307 - Capital | CA-90-Z177 | 3,003,174 | 08/26/2014 | 3,003,174 | | RAIL |
| REG050020 | BART | BART Car Exchange (Preventive Maintenance) | FTA Sec. 5307 - Capital | CA-90-Z177 | 6,069,712 | 08/26/2014 | 7,267,896 | | RAIL |
| SM-050040 | Caltrain | Caltrain: ADA Operating Set-aside | FTA Sec. 5307 - Capital | CA-90-Z042 | 79,363 | 11/27/2013 | 79,363 | | BUS |
| REG110030 | Caltrain | Caltrain Positive Train Control System | FTA Sec. 5309 - FG | CA-05-0276 | 8,844,200 | 03/06/2014 | 8,844,200 | | RAIL |
| SM-03006B | Caltrain | Caltrain: Systemwide Track Rehab & Related Struct. | FTA Sec. 5309 - FG | CA-05-0276 | | 03/06/2014 | 363,130 | | RAIL |
| SM-03006B | Caltrain | Caltrain: Systemwide Track Rehab & Related Struct. | FTA Sec. 5309 - FG | CA-05-0276 | 13,270,000 | 03/06/2014 | 13,270,000 | | RAIL |
| SM-050041 | Caltrain | Caltrain: Signal/Communication Rehab. & Upgrades | FTA Sec. 5309 - FG | CA-05-0276 | 120,275 | 03/06/2014 | 120,275 | | RAIL |
| SM-010054 | Caltrain | San Mateo Bridges Replacement | FTA Sec. 5337 - SGR | CA-54-0004 | | 11/27/2013 | 4,507,581 | | RAIL |
| SM-050041 | Caltrain | Caltrain: Signal/Communication Rehab. & Upgrades | FTA Sec. 5337 - SGR | CA-54-0004 | | 11/27/2013 | 1,153,437 | | RAIL |
| SM-110076 | Caltrain | Caltrain TVM Replacement | FTA Sec. 5337 - SGR | CA-54-0004 | | 11/27/2013 | 980,000 | | RAIL |
| SM-03006B | Caltrain | Caltrain: Systemwide Track Rehab & Related Struct. | FTA Sec. 5337 - SGR | CA-54-0020 | 7,058,982 | 09/17/2014 | 7,058,982 | | RAIL |
| REG090051 | Caltrain | Caltrain: Revenue Vehicle Rehab Program | FTA Sec. 5307 - Capital | CA-90-Z042 | 868,379 | 11/27/2013 | 868,379 | | RAIL |
| REG110030 | Caltrain | Caltrain Positive Train Control System | FTA Sec. 5307 - Capital | CA-90-Z042 | 18,589,069 | 11/27/2013 | 18,589,069 | | RAIL |
| REG090051 | Caltrain | Caltrain: Revenue Vehicle Rehab Program | FTA Sec. 5307 - Capital | CA-90-Z159 | 960,667 | 08/06/2014 | 960,667 | | RAIL |
| CC-110095 | CCCTA | CCCTA: Replace 7 30' Buses | FTA Sec. 5339 - Bus | CA-34-0001-00 | | 12/05/2013 | 840,438 | | BUS |
| CC-110100 | CCCTA | CCCTA - Replace 18 40' Buses | FTA Sec. 5339 - Bus | CA-34-0024 | 863,162 | 09/10/2014 | 863,162 | | BUS |
| CC-110083 | CCCTA | Replace Diesel Trolleys with Electric TrolleyBuses | FTA Sec. 5308 - CF | CA-58-0018 | | 12/04/2013 | 4,320,000 | | BUS |
| CC-110095 | CCCTA | CCCTA: Replace 7 30' Buses | FTA Sec. 5307 - Capital | CA-90-Z065 | | 11/15/2013 | 1,999,441 | | BUS |
| CC-110096 | CCCTA | CCCTA - Replace 6 22' Paratransit Vans | FTA Sec. 5307 - Capital | CA-90-Z065 | | 11/15/2013 | 401,592 | | BUS |
| CC-110097 | CCCTA | CCCTA - Replace 4 Paratransit Minivans | FTA Sec. 5307 - Capital | CA-90-Z065 | | 11/15/2013 | 180,236 | | BUS |
| CC-110098 | CCCTA | CCCTA - Purchase and Install 40 Elec. Cooling Fans | FTA Sec. 5307 - Capital | CA-90-Z065 | | 11/15/2013 | 200,000 | | BUS |
| CC-99T001 | CCCTA | CCCTA: ADA Paratransit Assistance | FTA Sec. 5307 - Capital | CA-90-Z065 | | 11/15/2013 | 667,479 | | BUS |
| CC-99T001 | CCCTA | CCCTA: ADA Paratransit Assistance | FTA Sec. 5307 - Capital | CA-90-Z212 | 676,696 | 11/15/2013 | 676,696 | | BUS |
| SOLO10006 | Fairfield-Suisun Transit | Fairfield-Suisun Transit: Operating Assistance | FTA Sec. 5307 - Capital | CA-90-Z088 | | 11/15/2013 | 2,378,311 | | BUS |
| SOLO10006 | Fairfield-Suisun Transit | Fairfield-Suisun Transit: Operating Assistance | FTA Sec. 5307 - Capital | CA-90-Z130 | 2,422,394 | 08/08/2014 | 2,422,394 | | BUS |
| MRN050025 | GGBHTD | GGBHTD: Facilities Rehabilitation | FTA Sec. 1064 - FB | CA-70-Z016 | 2,400,000 | 06/24/2014 | 2,400,000 | | BUS |

TABLE 2: FEDERAL TRANSIT ADMINISTRATION OBLIGATIONS, FFY 2013-14

| TIP ID/ EA | Operator | Project Description | Fund Source | FTA Grant Number | FY14 Program Amount | FTA Grant Obligation Date | FTA Grant Obligation Amount | Future Funding | Primary mode |
|------------|-----------------|---|-------------------------|------------------|---------------------|---------------------------|-----------------------------|----------------|--------------|
| MRN010035 | GGBHTD | ACIS Radio Communications System | FTA Sec. 5307 - Capital | CA-90-Y963 | | 02/27/2014 | 1,211,924 | | BUS |
| MRN090035 | GGBHTD | GGBHTD: Replace 7 - 2005 Paratransit Vans | FTA Sec. 5307 - Capital | CA-90-Y963 | | 02/27/2014 | 445,669 | | BUS |
| MRN090034 | GGBHTD | GGBHTD: Replace 11 - 1997 45' MCI Buses | FTA Sec. 5307 - Capital | CA-90-Z127 | | 09/11/2014 | 5,597,020 | 5,597,020 | BUS |
| MRN110046 | GGBHTD | GGBHTD - Replace 14 - 45' OTR Coaches | FTA Sec. 5307 - Capital | CA-90-Z127 | 6,634,947 | 09/11/2014 | 6,634,947 | | BUS |
| MRN110046 | GGBHTD | GGBHTD - Replace 14 - 45' OTR Coaches | FTA Sec. 5307 - Capital | CA-90-Z127 | 1,074,643 | 09/11/2014 | 1,074,643 | | BUS |
| MRN130015 | GGBHTD | GGBHTD - Transit Systems Enhancements | FTA Sec. 5307 - Capital | CA-90-Z127 | | 09/11/2014 | 1,346,576 | | BUS |
| ALA030030 | LAVTA | LAVTA: Preventive Maintenance | FTA Sec. 5307 - Capital | CA-90-Z080 | | 11/25/2013 | 1,399,366 | | BUS |
| ALA990077 | LAVTA | LAVTA: ADA Paratransit Operating Subsidy | FTA Sec. 5307 - Capital | CA-90-Z080 | | 11/25/2013 | 302,768 | | BUS |
| ALA030030 | LAVTA | LAVTA: Preventive Maintenance | FTA Sec. 5307 - Capital | CA-90-Z213 | 196,984 | 09/22/2014 | 196,984 | | BUS |
| ALA990077 | LAVTA | LAVTA: ADA Paratransit Operating Subsidy | FTA Sec. 5307 - Capital | CA-90-Z213 | 306,948 | 09/22/2014 | 306,948 | | BUS |
| MRN110043 | MCTD | Marin Transit Seven Local Buses | FTA Sec. 5307 - Capital | CA-90-Z068 | | 12/25/2013 | 4,057,707 | | BUS |
| MRN110047 | MCTD | MCTD: ADA Paratransit Assistance | FTA Sec. 5307 - Capital | CA-90-Z068 | | 12/18/2013 | 1,342,005 | | BUS |
| MRN110028 | MCTD | Marin Transit - Replace 3 - 2005 Paratransit Vans | FTA Sec. 5307 - Capital | CA-90-Z125 | 195,897 | 08/05/2014 | 195,897 | | BUS |
| MRN110042 | MCTD | Marin Transit Replace Four Local Buses | FTA Sec. 5307 - Capital | CA-90-Z190 | 2,235,772 | 09/18/2014 | 2,235,772 | | BUS |
| MRN110044 | MCTD | Marin Transit - Replace Paratransit Vehicles | FTA Sec. 5307 - Capital | CA-90-Z190 | 891,338 | 09/18/2014 | 891,338 | | BUS |
| MRN110047 | MCTD | MCTD: ADA Paratransit Assistance | FTA Sec. 5307 - Capital | CA-90-Z190 | 677,860 | 09/18/2014 | 677,860 | | BUS |
| VAR130005 | MTC | GL: New Freedom FY12 Large UA | FTA Sec. 5317 - NF | CA-57-X073 | | 08/06/2014 | 102,746 | 102,746 | BUS |
| VAR130005 | MTC | GL: New Freedom FY12 Large UA | FTA Sec. 5317 - NF | CA-57-X109 | | 06/12/2014 | 1,383,631 | 1,383,631 | BUS |
| VAR130005 | MTC | GL: New Freedom FY12 Large UA | FTA Sec. 5317 - NF | CA-57-X110 | | 07/18/2014 | 160,436 | 160,436 | BUS |
| VAR130005 | MTC | GL: New Freedom FY12 Large UA | FTA Sec. 5317 - NF | CA-57-X111 | | 08/18/2014 | 240,000 | 240,000 | BUS |
| VAR130005 | MTC | GL: New Freedom FY12 Large UA | FTA Sec. 5317 - NF | CA-57-X112 | 16,500 | 07/02/2014 | 16,500 | | BUS |
| VAR130005 | MTC | GL: New Freedom FY12 Large UA | FTA Sec. 5317 - NF | CA-57-X113 | | 07/28/2014 | 100,000 | 100,000 | BUS |
| REG110039 | MTC | GL: 5307 JARC Set-aside FY13-FY14 Large UA | FTA Sec. 5307 - Capital | CA-90-Z051 | | 12/20/2013 | 688,400 | 688,400 | BUS |
| REG110039 | MTC | GL: 5307 JARC Set-aside FY13-FY14 Large UA | FTA Sec. 5307 - Capital | CA-90-Z058 | | 05/12/2014 | 770,415 | 770,415 | BUS |
| REG110039 | MTC | GL: 5307 JARC Set-aside FY13-FY14 Large UA | FTA Sec. 5307 - Capital | CA-90-Z065 | | 11/15/2013 | 150,055 | 150,055 | BUS |
| REG110039 | MTC | GL: 5307 JARC Set-aside FY13-FY14 Large UA | FTA Sec. 5307 - Capital | CA-90-Z068 | | 01/15/2014 | 144,622 | 144,622 | BUS |
| REG110039 | MTC | GL: 5307 JARC Set-aside FY13-FY14 Large UA | FTA Sec. 5307 - Capital | CA-90-Z153 | | 08/05/2014 | 45,986 | 45,986 | BUS |
| SON110032 | Petaluma | Petaluma Transit - Communications Equipment | FTA Sec. 5307 - Capital | CA-90-Z109 | | 11/27/2013 | 46,371 | | BUS |
| SON110051 | Petaluma | Petaluma: Purchase 2 Paratransit Cutaways FY13 | FTA Sec. 5307 - Capital | CA-90-Z109 | | 11/27/2013 | 9,360 | | BUS |
| SM-110054 | SAMTRANS | Reconfiguration of San Carlos Transit Center | FTA Sec. 5309 - Bus | CA-04-0221 | 3,500,000 | 12/30/2013 | 3,500,000 | | BUS |
| SM-110062 | SAMTRANS | Samtrans - Replace 62 1998 Gillig Buses | FTA Sec. 5309 - Bus | CA-04-0221 | 4,950,000 | 12/30/2013 | 4,950,000 | | BUS |
| SM-030023 | SAMTRANS | SAMTRANS: Preventive Maintenance | FTA Sec. 5307 - Capital | CA-90-Z043 | | 11/15/2013 | 6,896,630 | | BUS |
| SM-110062 | SAMTRANS | Samtrans - Replace 62 1998 Gillig Buses | FTA Sec. 5307 - Capital | CA-90-Z043 | 17,397,271 | 11/15/2013 | 17,397,271 | | BUS |
| SM-110070 | SAMTRANS | SAMTRANS: Replacement of 14 2009 Minivans | FTA Sec. 5307 - Capital | CA-90-Z043 | 619,597 | 11/15/2013 | 619,597 | | BUS |
| SM-990026 | SAMTRANS | SAMTRANS: ADA Paratransit Operating Subsidy | FTA Sec. 5307 - Capital | CA-90-Z043 | | 11/15/2013 | 992,293 | | BUS |
| SM-110053 | SAMTRANS | SAMTRANS: Advanced Communication System Upgrades | FTA Sec. 5307 - Capital | CA-90-Z124 | 2,653,250 | 06/11/2014 | 2,653,250 | | BUS |
| SM-110069 | SAMTRANS | Replacement of 19 2007 Cutaway Buses | FTA Sec. 5307 - Capital | CA-90-Z124 | 1,837,710 | 06/11/2014 | 1,837,710 | | BUS |
| SM-990026 | SAMTRANS | SAMTRANS: ADA Paratransit Operating Subsidy | FTA Sec. 5307 - Capital | CA-90-Z124 | 1,005,996 | 06/11/2014 | 1,005,996 | | BUS |
| SCL050001 | Santa Clara VTA | VTA - Standard & Small Bus Replacement | FTA Sec. 5309 - Bus | CA-04-0258 | | 12/04/2013 | 7,390,000 | | BUS |
| SCL050001 | Santa Clara VTA | VTA - Standard & Small Bus Replacement | FTA Sec. 5339 - Bus | CA-34-0001-00 | | 12/05/2013 | 2,743,276 | | BUS |
| SCL050001 | Santa Clara VTA | VTA - Standard & Small Bus Replacement | FTA Sec. 5339 - Bus | CA-34-0024 | 2,864,447 | 09/10/2014 | 2,864,447 | | BUS |
| SCL990046 | Santa Clara VTA | VTA: Preventive Maintenance | FTA Sec. 5337 - SGR | CA-54-0002 | | 11/27/2013 | 2,246,281 | | BUS |
| SCL990046 | Santa Clara VTA | VTA: Preventive Maintenance | FTA Sec. 5337 - SGR | CA-54-0002-01 | 2,072,309 | 08/06/2014 | 2,072,309 | | BUS |
| SCL050045 | Santa Clara VTA | VTA: ADA Bus Stop Improvements | FTA Sec. 5307 - Capital | CA-90-Z051 | | 12/20/2013 | 350,749 | | BUS |
| SCL050046 | Santa Clara VTA | VTA: ADA Operating Set Aside | FTA Sec. 5307 - Capital | CA-90-Z051 | | 12/20/2013 | 3,124,039 | | BUS |
| SCL990046 | Santa Clara VTA | VTA: Preventive Maintenance | FTA Sec. 5307 - Capital | CA-90-Z051 | | 12/20/2013 | 32,541,169 | | BUS |
| SCL050045 | Santa Clara VTA | VTA: ADA Bus Stop Improvements | FTA Sec. 5307 - Capital | CA-90-Z192 | 361,097 | 06/24/2014 | 361,097 | | BUS |
| SCL050046 | Santa Clara VTA | VTA: ADA Operating Set Aside | FTA Sec. 5307 - Capital | CA-90-Z192 | 3,166,259 | 06/24/2014 | 3,166,259 | | BUS |
| SCL990046 | Santa Clara VTA | VTA: Preventive Maintenance | FTA Sec. 5307 - Capital | CA-90-Z192 | 32,874,210 | 06/24/2014 | 32,874,210 | | BUS |
| SCL110005 | Santa Clara VTA | BART - Warm Springs to Berryessa Extension | FTA Sec. 5309 - NS | CA-03-0818-01 | | 04/10/2014 | 141,766,415 | | RAIL |
| SCL110005 | Santa Clara VTA | BART - Warm Springs to Berryessa Extension | FTA Sec. 5309 - NS | CA-03-0818-02 | 150,000,000 | 08/21/2014 | 150,000,000 | | RAIL |
| SCL050002 | Santa Clara VTA | VTA - Rail Replacement Program | FTA Sec. 5309 - FG | CA-05-0274-01 | | 11/27/2013 | 957,204 | | RAIL |
| SCL050002 | Santa Clara VTA | VTA - Rail Replacement Program | FTA Sec. 5337 - SGR | CA-54-0002 | | 11/27/2013 | 705,379 | | RAIL |

TABLE 2: FEDERAL TRANSIT ADMINISTRATION OBLIGATIONS, FFY 2013-14

| TIP ID/ EA | Operator | Project Description | Fund Source | FTA Grant Number | FY14 Program Amount | FTA Grant Obligation Date | FTA Grant Obligation Amount | Future Funding | Primary mode |
|--------------|-----------------------|--|-------------------------|------------------|---------------------|---------------------------|-----------------------------|--------------------|--------------|
| SCL050002 | Santa Clara VTA | VTA - Rail Replacement Program | FTA Sec. 5337 - SGR | CA-54-0002-01 | 5,556,034 | 08/06/2014 | 5,556,034 | | RAIL |
| SCL050049 | Santa Clara VTA | VTA: Rail Substation Rehab/Replacement | FTA Sec. 5337 - SGR | CA-54-0002-01 | 4,560,000 | 08/06/2014 | 4,560,000 | | RAIL |
| SON070020 | Santa Rosa | Hybrid Electric Bus Purchase (Replacement) | FTA Sec. 5339 - Bus | CA-34-0001-00 | | 12/05/2013 | 231,591 | | BUS |
| SON070020 | Santa Rosa | Hybrid Electric Bus Purchase (Replacement) | FTA Sec. 5339 - Bus | CA-34-0024 | 277,289 | 09/10/2014 | 277,289 | | BUS |
| SF-090043 | SFMTA | SFMTA: Replace 45 NABI Motor Coaches & 17 Gilligs | FTA Sec. 5309 - Bus | CA-04-0196-02 | | 09/22/2014 | 26,057 | | BUS |
| SF-090043 | SFMTA | SFMTA: Replace 45 NABI Motor Coaches & 17 Gilligs | FTA Sec. 5339 - Bus | CA-34-0001-00 | | 12/05/2013 | 6,690,972 | | BUS |
| SF-110050 | SFMTA | SFMTA: Replace 58 40' Neoplan Buses | FTA Sec. 5339 - Bus | CA-34-0024 | 6,908,739 | 09/10/2014 | 6,908,739 | | BUS |
| SF-070045 | SFMTA | SFMTA: Trolley Coach Replacement | FTA Sec. 5337 - SGR | CA-54-0026 | 12,677,488 | 08/06/2014 | 12,677,488 | | BUS |
| SF-110050 | SFMTA | SFMTA: Replace 58 40' Neoplan Buses | FTA Sec. 5307 - Capital | CA-90-Z180 | 10,498,543 | 08/22/2014 | 10,498,543 | | BUS |
| SF-110051 | SFMTA | SFMTA: Replace 26 60' Neoplan Buses | FTA Sec. 5307 - Capital | CA-90-Z180 | 4,116,619 | 08/22/2014 | 4,116,619 | | BUS |
| SF-990022 | SFMTA | SFMTA: ADA Paratransit operating support | FTA Sec. 5307 - Capital | CA-90-Z180 | 3,783,639 | 08/18/2014 | 3,783,639 | | BUS |
| SF-010037 | SFMTA | SF Muni Third St LRT Phase 2 - Central Subway | FTA Sec. 5309- NS | CA-03-0767-07 | | 09/11/2014 | 150,000,000 | 150,000,000 | RAIL |
| SF-95037B | SFMTA | SF Muni Rail Replacement Program | FTA Sec. 5337 - SGR | CA-54-0026 | 4,092,086 | 08/06/2014 | 4,092,086 | | RAIL |
| SF-970073 | SFMTA | SFMTA: Cable Car Vehicle Renovation Program | FTA Sec. 5337 - SGR | CA-54-0026 | 960,000 | 08/06/2014 | 960,000 | | RAIL |
| ALA110099 | SJRRC | ACE Preventative Maintenance | FTA Sec. 5307 - Capital | CA-90-Z198 | 510,043 | 08/14/2014 | 510,043 | | RAIL |
| REG110044 | SJRRC | ACE Positive Train Control | FTA Sec. 5307 - Capital | CA-90-Z198 | 1,664,000 | 08/14/2014 | 1,664,000 | | RAIL |
| SON090002 | SMART | Sonoma Marin Area Rail Corridor | FTA Sec. 5309- NS | CA-03-0817 | | 06/16/2014 | 2,500,000 | | RAIL |
| SOL090034 | SolTrans | Bus Replacement (Alternative Fuel) | FTA Sec. 5309 - Bus | CA-04-0273 | | 08/18/2014 | 760,000 | | BUS |
| SOL110040 | SolTrans | SolTrans: Operating Assistance | FTA Sec. 5307 - Capital | CA-90-Z045 | 2,846,422 | 03/20/2014 | 2,846,422 | | BUS |
| SOL070032 | SolTrans | SolTrans: Preventive Maintenance | FTA Sec. 5307 - Capital | CA-90-Z160 | 299,674 | 08/08/2014 | 299,674 | | BUS |
| SON110049 | Sonoma County Transit | Sonoma County Transit: Replacement Bus Purchase | FTA Sec. 5339 - Bus | CA-34-0024 | 432,386 | 09/10/2014 | 432,386 | | BUS |
| SON030005 | Sonoma County Transit | Sonoma Co Transit :Preventive Maintenance Program | FTA Sec. 5307 - Capital | CA-90-Y999 | | 01/15/2014 | 986,845 | | BUS |
| SON050021 | Sonoma County Transit | Sonoma County Transit: Bus Stop Improvement | FTA Sec. 5307 - Capital | CA-90-Y999 | | 01/15/2014 | 10,364 | | BUS |
| SON030005 | Sonoma County Transit | Sonoma Co Transit :Preventive Maintenance Program | FTA Sec. 5307 - Capital | CA-90-Z203 | 1,308,507 | 08/08/2014 | 1,308,507 | | BUS |
| SON050021 | Sonoma County Transit | Sonoma County Transit: Bus Stop Improvement | FTA Sec. 5307 - Capital | CA-90-Z203 | 17,935 | 08/08/2014 | 17,935 | | BUS |
| SON110049 | Sonoma County Transit | Sonoma County Transit: Replacement Bus Purchase | FTA Sec. 5307 - Capital | CA-90-Z203 | 410,123 | 08/08/2014 | 410,123 | | BUS |
| CC-070092 | Tri Delta | ECCTA: Transit Bus Replacements | FTA Sec. 5339 - Bus | CA-34-0024 | 893,992 | 09/10/2014 | 893,992 | | BUS |
| ALA110114 | Union City Transit | Union City: Replacement of Two (2) Transit Buses | FTA Sec. 5307 - Capital | CA-90-Z123 | 953,135 | 06/02/2014 | 953,135 | | BUS |
| SOL010007 | Vacaville | Vacaville Transit: Operating Assistance | FTA Sec. 5307 - Capital | CA-90-Z176 | 985,000 | 08/18/2014 | 985,000 | | BUS |
| REG110032 | Various Agencies | GL: JARC FY11-FY12 Large UA | FTA Sec. 5316 - JARC | CA-37-X170 | | 09/23/2014 | 124,909 | 124,909 | BUS |
| REG110032 | Various Agencies | GL: JARC FY11-FY12 Large UA | FTA Sec. 5316 - JARC | CA-37-X177 | | 05/19/2014 | 2,430,952 | 2,430,952 | BUS |
| REG110032 | Various Agencies | GL: JARC FY11-FY12 Large UA | FTA Sec. 5316 - JARC | CA-57-X187 | | 01/08/2014 | 8,381 | 31,263 | BUS |
| REG110034 | Various Agencies | GL: New Freedom FY10-FY12 Small & Rural | FTA Sec. 5317 - NF | CA-90-Z088 | | 12/11/2013 | 200,000 | | BUS |
| VAR130003 | Various Agencies | GL: New Freedom FY12 Small UA & Rural | FTA Sec. 5317 - NF | CA-90-Z109-01 | | 04/25/2014 | 42,470 | 282,150 | BUS |
| CC-110093 | WestCAT | WCCTA: Replace (2) 2002 35' transit buses | FTA Sec. 5307 - Capital | CA-90-Z196 | 735,324 | 08/06/2014 | 735,324 | | BUS |
| CC-110094 | WestCAT | WCCTA - Replace (2) 35 foot diesel transit vehicle | FTA Sec. 5307 - Capital | CA-90-Z196 | 223,954 | 08/06/2014 | 223,954 | | BUS |
| CC-990045 | WestCAT | WestCat: ADA Paratransit Operating Subsidy | FTA Sec. 5307 - Capital | CA-90-Z196 | 109,379 | 08/06/2014 | 109,379 | | BUS |
| ALA110001 | WETA | Central Bay Operations and Maintenance Facility | FTA Sec. 5309 - Bus | CA-04-0281 | 2,500,000 | 06/05/2014 | 2,500,000 | | FERRY |
| REG090054 | WETA | WETA: Ferry Channel & Berth Dredging | FTA Sec. 5337 - SGR | CA-54-0024 | 1,600,000 | 06/20/2014 | 1,600,000 | | FERRY |
| SF-110053 | WETA | WETA: Replace Ferry Vessels | FTA Sec. 5337 - SGR | CA-54-0024 | 5,392,000 | 06/20/2014 | 5,392,000 | | FERRY |
| SF-110053 | WETA | WETA: Replace Ferry Vessels | FTA Sec. 5307 - Capital | CA-90-Z179 | 659,345 | 06/20/2014 | 659,345 | | FERRY |
| TOTAL | | | | | 543,443,541 | - | 1,092,096,401 | 162,252,585 | |