






























Fiscal Year End Report

July 1st, 2022 to June 30th, 2023

FSP Assist Rate
Average Assists Per Hour Per Truck
FY 2022-2023
July 1st, 2022 - June 30th, 2023

Beat	Tow Contractor	Number of Trucks	Average Assists Per Hour Per Truck	Quarterly Assist Rates				Note		
				Q1	Q2	Q3	Q4			
1	AM/PM	3	.20		.20	.20	.22	.19	.18	
2	AM/PM	3	.23		.23	.21	.22	.23	.26	M,S
3	Atlas	2	.27		.27	.28	.37	.23	.20	M,S
4	Atlas	2	.38		.38	.30	.54	.34	.33	M
5	American	4	.22		.22	.23	.23	.21	.20	
6	Nelson's	3	.63		.63	.62	.59	.59	.70	M
8	C&M	4	.72		.72	.65	.73	.76	.74	
9	Gr America	3	.50		.50	.54	.45	.50	.50	
10	Atlas	3	.35		.35	.30	.54	.31	.25	
11	Atlas	2	.35		.35	.29	.48	.35	.28	M,S
12	Bay Area	2	.37		.37	.41	.38	.34	.37	
13	Bay Area	2	.29		.29	.45	.45	.21	.17	S
14	Atlas	3	.36		.36	.29	.54	.33	.28	
15	Yarbrough's	2	.32		.32	.32	.33	.32	.31	
19	Lima	3	.60		.60	.63	.60	.62	.54	
20	B&A	2	.31		.31	.31	.26	.32	.33	
21	C&M	2	.53		.53	.64	.52	.47	.49	
22	Island	3	.61		.61	.53	.52	.56	.80	S,F
23	Bobs	2	.68		.68	1.05	1.18	.39	.28	
25	Pizzagoni	3	.24		.24	.28	.25	.21	.20	
27	Bay Area	4	.19		.19	.30	.22	.14	.15	S
28	Yarbrough's	2	.34		.34	.31	.36	.32	.36	
29	Roadrunner	4	.25		.25	.28	.27	.21	.24	S,F
31	Gr America	2	.92		.92	.94	.81	.92	1.01	
32	Bob's	3	.57		.57	.89	.79	.33	.35	
33	Atlas	2	.27		.27	.27	.39	.23	.20	
34	Roadrunner	3	.25		.25	.25	.27	.23	.25	S,F
System Wide		73	0.40			0.43	0.45	0.37	0.37	

Footnote(s): M = Midday shift, F = Additional Friday Evening Service, S = Additional Sunday Service

FSP Assists and Truck Hours by Beat

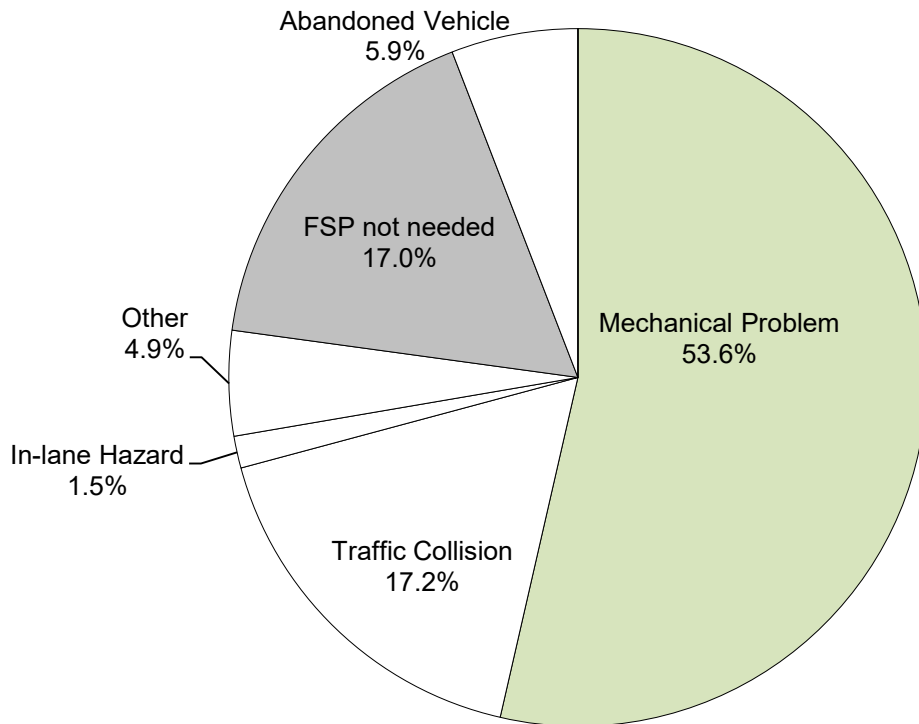
FY 2022-2023

July 1st, 2022 - June 30th, 2023

Beat	FSP Tow Contractor	FY 2022-2023			HISTORY											
		Assists	Hours	Rate	1st Quarter			2nd Quarter			3rd Quarter			4th Quarter		
					Assists	Hours	Rate	Assists	Hours	Rate	Assists	Hours	Rate	Assists	Hours	Rate
1	AM/PM	1175	5941	0.20	308	1535	0.20	304	1402	0.22	285	1497	0.19	278	1507	0.18
2	AM/PM	1806	7798	0.23	428	2012	0.21	404	1836	0.22	450	1964	0.23	524	1986	0.26
3	Atlas	1404	5237	0.27	369	1337	0.28	452	1225	0.37	311	1341	0.23	272	1333	0.20
4	Atlas	1982	5276	0.38	413	1356	0.30	668	1232	0.54	455	1351	0.34	446	1337	0.33
5	American	1745	7975	0.22	473	2054	0.23	434	1856	0.23	424	2017	0.21	414	2048	0.20
6	Nelson's	4577	7294	0.63	1158	1872	0.62	1005	1693	0.59	1097	1855	0.59	1317	1874	0.70
8	C&M	5778	8039	0.72	1348	2063	0.65	1361	1865	0.73	1552	2048	0.76	1517	2064	0.74
9	Gr America	3014	6018	0.50	833	1552	0.54	637	1403	0.45	769	1527	0.50	775	1537	0.50
10	Atlas	2023	5860	0.35	446	1511	0.30	747	1389	0.54	459	1482	0.31	371	1479	0.25
11	Atlas	1843	5324	0.35	400	1369	0.29	592	1244	0.48	466	1349	0.35	385	1362	0.28
12	Bay Area	1739	4662	0.37	437	1056	0.41	382	1006	0.38	424	1260	0.34	496	1340	0.37
13	Bay Area	817	2849	0.29	245	542	0.45	230	516	0.45	177	840	0.21	165	951	0.17
14	Atlas	2528	7060	0.36	534	1812	0.29	904	1677	0.54	605	1808	0.33	485	1763	0.28
15	Yarbrough's	1274	4003	0.32	330	1029	0.32	308	932	0.33	320	1014	0.32	316	1028	0.31
19	Lima	4293	7191	0.60	1166	1857	0.63	1012	1683	0.60	1136	1827	0.62	979	1824	0.54
20	B&A	1218	3990	0.31	315	1031	0.31	245	934	0.26	319	1006	0.32	339	1019	0.33
21	C&M	2123	3995	0.53	653	1028	0.64	485	933	0.52	479	1011	0.47	506	1024	0.49
22	Island	3642	6013	0.61	828	1550	0.53	739	1410	0.52	840	1511	0.56	1235	1543	0.80
23	Bobs	2364	3499	0.68	1023	975	1.05	679	574	1.18	385	979	0.39	277	972	0.28
25	Pizzagoni	1405	5906	0.24	431	1527	0.28	355	1395	0.25	316	1476	0.21	303	1510	0.20
27	Bay Area	803	4131	0.19	268	899	0.30	184	839	0.22	162	1154	0.14	189	1240	0.15
28	Yarbrough's	1339	3984	0.34	313	1024	0.31	333	928	0.36	327	1008	0.32	366	1024	0.36
29	Roadrunner	2156	8560	0.25	620	2203	0.28	552	2008	0.27	463	2156	0.21	521	2193	0.24
31	Gr America	3695	4004	0.92	968	1028	0.94	755	934	0.81	940	1017	0.92	1032	1025	1.01
32	Bob's	3277	5766	0.57	1410	1577	0.89	776	987	0.79	520	1572	0.33	571	1629	0.35
33	Atlas	1068	3990	0.27	271	1022	0.27	360	928	0.39	237	1018	0.23	200	1022	0.20
34	Roadrunner	1529	6126	0.25	393	1604	0.25	388	1437	0.27	356	1533	0.23	392	1553	0.25
	System Wide	60643	150488	0.40	16389	38423	0.43	15298	34263	0.45	14275	38617	0.37	14681	39185	0.37

NOTE: "Assist Beat Partner" assists were removed from this report to avoid double counting the assist.

FSP Assists by Assist Type FY 2022-2023 July 1st, 2022 - June 30th, 2023



FY Summary		
Assist Type	# of Assists	% Assists
1 Mechanical Problem	12,276	19.6%
2 Flat Tire	13,750	21.9%
3 Out of Gas	4,309	6.9%
4 Overheat	2,314	3.7%
5 Dead Battery	943	1.5%
6 Traffic Collision	10,809	17.2%
Total Assists Involving People	44,401	70.8%

Assist Type	# of Assists	% Assists
7 Abandoned Vehicle	3,674	5.9%
8 In-lane Hazard	930	1.5%
9 Other	3,050	4.9%
10 Assist FSP beat partner ⁺	0	0.0%
11 Provided Transportation ⁺	0	0.0%
12 Unable to Locate	3	0.0%
13 Cancelled Assignment	4	0.0%
14 Help Enroute	0	0.0%
15 No Service Provided	6,652	10.6%
16 Null	3,991	6.4%
Total Assists (All)	62,705	100.0%

⁺ 'Assist FSP Beat Partner' & 'Provided Transportation' are not considered 'People Assists' in an effort to avoid counting an event more than once.

FSP Assists by Assist Type by Beat FY 2022-2023

July 1st, 2022 - June 30th, 2023

DSR Only

FSP Beat	FSP Assists involving People									FSP Assists NOT involving People											Grand Total	FSP Beat	
	Dead Battery	Flat Tire	Mechanical Problem	Out of Gas	Overheat	Collision 1 VEH	Collision 2 VEH	Collision 3+ VEH	Total Involving People	In-lane Hazard	Abandoned Vehicle	Debris on shoulder	Stopped Motorist No Assist	Other	Null	Unable to Locate	Assignment Cancelled	Transportation Provided	Assist FSP beat partner	Help Enroute			Total Not Involving People
1	32	238	273	103	64	70	106	24	910	9	105	0	71	26	119	0	0	0	0	0	330	1240	1
2	40	314	414	116	52	72	240	65	1313	31	81	5	295	88	125	0	0	0	0	0	625	1938	2
3	36	264	262	116	67	44	297	107	1193	5	24	1	111	59	81	0	0	0	0	0	281	1474	3
4	16	551	419	151	61	81	289	59	1627	26	94	0	103	103	95	0	0	0	0	0	421	2048	4
5	22	526	476	129	43	113	172	78	1559	9	121	4	47	16	148	0	0	0	0	0	345	1904	5
6	61	890	543	255	143	39	373	44	2348	15	64	0	1198	867	127	0	0	0	0	0	2271	4619	6
8	77	1226	1124	498	314	65	1070	91	4465	133	603	2	433	134	155	0	0	0	0	0	1460	5925	8
9	80	589	580	257	106	73	808	131	2624	36	218	1	96	41	103	0	0	0	0	0	495	3119	9
10	29	460	347	122	53	80	448	200	1739	7	62	0	130	69	144	0	0	0	0	0	412	2151	10
11	8	421	473	180	68	67	319	57	1593	15	29	0	118	61	134	0	0	0	0	0	357	1950	11
12	21	270	206	124	59	47	203	55	985	9	84	10	51	273	367	0	0	0	0	0	794	1779	12
13	13	157	150	69	18	21	60	25	513	4	19	1	112	61	123	0	0	0	0	0	320	833	13
14	20	550	446	159	73	41	268	70	1627	12	130	1	368	154	292	1	2	0	0	0	960	2587	14
15	22	188	189	111	27	37	120	37	731	47	83	13	256	46	114	0	0	0	0	0	559	1290	15
19	61	1145	1064	327	117	48	761	63	3586	85	159	1	114	302	113	0	0	0	0	0	774	4360	19
20	16	328	230	103	27	40	132	43	919	13	46	1	168	45	75	0	0	0	0	0	348	1267	20
21	21	709	460	133	97	27	345	31	1823	39	169	1	64	10	52	0	0	0	0	0	335	2158	21
22	27	992	1204	215	234	61	504	71	3308	36	228	2	112	82	104	0	2	0	0	0	566	3874	22
23	44	658	508	141	84	52	311	36	1834	76	147	22	173	46	123	0	0	0	0	0	587	2421	23
25	21	351	287	128	40	46	162	76	1111	31	179	10	17	32	66	0	0	0	0	0	335	1446	25
27	14	237	177	76	36	33	60	20	653	4	74	1	23	23	98	0	0	0	0	0	223	876	27
28	7	244	191	87	43	25	77	24	698	20	78	2	428	88	154	0	0	0	0	0	770	1468	28
29	26	415	375	153	86	62	94	26	1237	27	236	5	348	80	207	0	0	0	0	0	903	2140	29
31	61	529	525	156	124	6	223	7	1631	73	154	2	434	83	396	0	0	0	0	0	1142	2773	31
32	70	451	445	126	84	87	163	44	1470	32	81	7	104	59	247	0	0	0	0	0	530	2000	32
33	8	271	254	55	27	49	50	8	722	7	34	0	49	98	94	0	0	0	0	0	282	1004	33
34	25	320	292	95	47	45	93	33	950	8	172	7	269	34	133	0	0	0	0	0	623	1573	34
TOTAL	943	13750	12276	4309	2314	1432	7852	1525	44401	831	3674	99	6652	3050	3991	3	4	0	0	0	18304	62705	TOTAL
Percent	2%	22%	20%	7%	4%	2%	13%	2%	71%	1%	6%	0%	11%	5%	6%	0%	0%	0%	0%	0%	29%	100%	Percent

Note: This assist total will not match to some of the other reports
as this report counts traffic collisions as assists (which are technically Incidents)

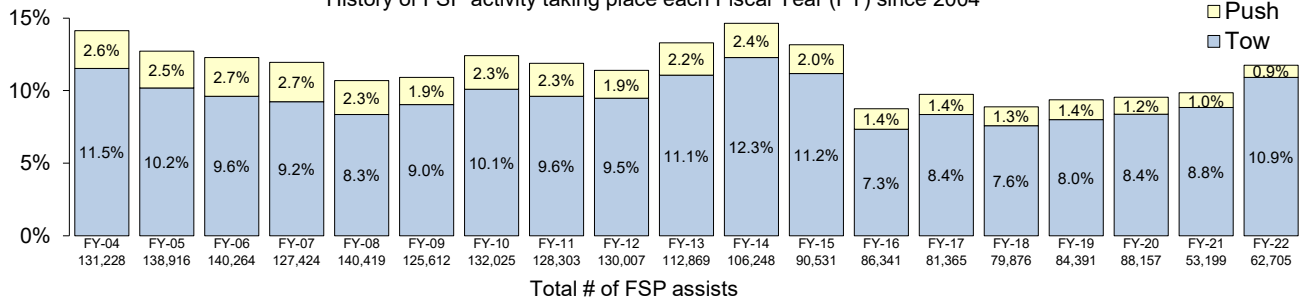
FSP Assists by Vehicle Location FY 2022-2023 July 1st, 2022 - June 30th, 2023

FSP Beat	In Lane	Right Shoulder	Center Divide	On & Off Ramps	No location specified	Total Assists	FSP Beat	Total Assists by FSP Beat
1	91	678	76	191	240	1276	1	
2	156	1161	76	245	315	1953	2	
3	74	890	26	127	366	1483	3	
4	210	1140	66	201	507	2124	4	
5	98	1048	124	209	554	2033	5	
6	194	2794	99	1134	474	4695	6	
8	408	4004	342	559	482	5795	8	
9	368	1629	213	407	694	3311	9	
10	107	1102	45	143	787	2184	10	
11	291	844	99	273	446	1953	11	
12	52	702	11	344	280	1389	12	
13	35	402	4	172	215	828	13	
14	96	1779	61	44	474	2454	14	
15	46	565	21	352	287	1271	15	
19	381	3046	126	462	372	4387	19	
20	61	829	77	121	224	1312	20	
21	164	1569	158	106	205	2202	21	
22	234	2700	289	260	447	3930	22	
23	126	1510	165	308	280	2389	23	
25	98	689	130	156	415	1488	25	
27	24	486	52	54	417	1033	27	
28	24	690	19	362	184	1279	28	
29	67	1532	77	105	507	2288	29	
31	49	2423	115	709	210	3506	31	
32	199	2246	112	253	397	3207	32	
33	38	738	69	43	254	1142	33	
34	57	1011	40	150	415	1673	34	
TOTAL	3,749	38,223	2,694	7,495	10,448	62,609	TOTAL	

LATA Vehicle location data is not stored in the same table as the Assist data. Therefore, totals will not match with other reports.

FSP Assists Requiring Push, Tow or Neither

History of FSP activity taking place each Fiscal Year (FY) since 2004



Annual Report (FY 2022 / 2023)

FSP Beat	Requiring a PUSH		Requiring a TOW		Requiring NEITHER		P/T/N not specified		Total Assists
	Total	Percent	Total	Percent	Total	Percent	Total	Percent	
1	12	1.0%	103	8.3%	1120	90.3%	5	0.4%	1240
2	25	1.3%	101	5.2%	1812	93.5%	0	0.0%	1938
3	6	0.4%	181	12.3%	1233	83.6%	54	4.4%	1474
4	3	0.1%	300	14.6%	1735	84.7%	10	0.8%	2048
5	5	0.3%	333	17.5%	1562	82.0%	4	0.3%	1904
6	28	0.6%	353	7.6%	4172	90.3%	66	5.3%	4619
7	0	0.0%	0	0.0%	0	0.0%	0	0.0%	0
8	26	0.4%	527	8.9%	5197	87.7%	175	14.1%	5925
9	5	0.2%	468	15.0%	2306	73.9%	340	27.4%	3119
10	3	0.1%	334	15.5%	1799	83.6%	15	1.2%	2151
11	3	0.2%	396	20.3%	1545	79.2%	6	0.5%	1950
12	4	0.2%	98	5.5%	1677	94.3%	0	0.0%	1779
13	0	0.0%	101	12.1%	732	87.9%	0	0.0%	833
14	6	0.2%	166	6.4%	2398	92.7%	17	1.4%	2587
15	2	0.2%	78	6.0%	1210	93.8%	0	0.0%	1290
16	0	0.0%	0	0.0%	0	0.0%	0	0.0%	0
17	0	0.0%	0	0.0%	0	0.0%	0	0.0%	0
18	0	0.0%	0	0.0%	0	0.0%	0	0.0%	0
19	55	1.3%	335	7.7%	3920	89.9%	50	4.0%	4360
20	2	0.2%	179	14.1%	1075	84.8%	11	0.9%	1267
21	59	2.7%	408	18.9%	1656	76.7%	35	2.8%	2158
22	195	5.0%	632	16.3%	2970	76.7%	77	6.2%	3874
23	12	0.5%	225	9.3%	1712	70.7%	472	38.1%	2421
24	0	0.0%	0	0.0%	0	0.0%	0	0.0%	0
25	15	1.0%	134	9.3%	1297	89.7%	0	0.0%	1446
26	0	0.0%	0	0.0%	0	0.0%	0	0.0%	0
27	2	0.2%	152	17.4%	716	81.7%	6	0.5%	876
28	1	0.1%	110	8.1%	1244	91.8%	0	0.0%	1355
29	25	1.1%	145	6.4%	2082	92.4%	1	0.1%	2253
30	0	0.0%	0	0.0%	0	0.0%	0	0.0%	0
31	4	0.1%	327	8.8%	3281	88.4%	101	8.1%	3713
32	15	0.4%	209	6.3%	3016	90.5%	94	7.6%	3334
33	7	0.6%	315	27.9%	796	70.4%	12	1.0%	1130
34	13	0.8%	124	7.6%	1496	91.6%	1	0.1%	1634
35	0	0.0%	0	0.0%	0	0.0%	0	0.0%	0
36	0	0.0%	0	0.0%	0	0.0%	0	0.0%	0
37	0	0.0%	0	0.0%	0	0.0%	0	0.0%	0
NULL	0	0.0%	12	44.4%	15	55.6%	0	0.0%	27
All Beats	533	0.9%	6,846	10.9%	53,774	85.8%	1,552	2.5%	62,705